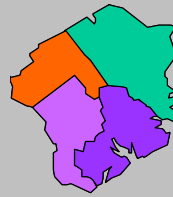


Labor Force Data by  
Workforce Investment Area  
April 2008

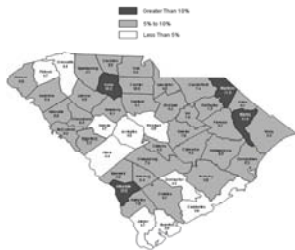


Lowcountry

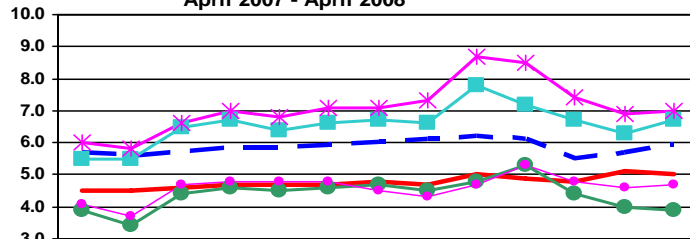
Labor Force Data - April 2008

	Labor Force	Employment	Unemployment	Unemployment Rate
<b>Lowcountry WIA</b>	<b>99,621</b>	<b>94,927</b>	<b>4,694</b>	<b>4.7</b>
Beaufort County	64,773	62,223	2,550	3.9
Colleton County	16,476	15,370	1,106	6.7
Hampton County	7,806	7,262	544	7.0
Jasper County	10,566	10,072	494	4.7

Unemployment in the Lowcountry WIA remained at 4.7% in April. Hampton County reported the highest rate at 7.0%, while Beaufort County had the lowest rate at 3.9%. The state's unemployment rate increased from 5.7% in March to 5.9% in April.



Unemployment Rates  
April 2007 - April 2008



	Apr-07	May-07	Jun-07	Jul-07	Aug-07	Sep-07	Oct-07	Nov-07	Dec-07	Jan-08	Feb-08	Mar-08	Apr-08
— SC	5.7	5.6	5.7	5.8	5.8	5.9	6.0	6.1	6.2	6.1	5.5	5.7	5.9
— US	4.5	4.5	4.6	4.7	4.7	4.7	4.8	4.7	5.0	4.9	4.8	5.1	5.0
— Beaufort	3.9	3.4	4.4	4.6	4.5	4.6	4.7	4.5	4.8	5.3	4.4	4.0	3.9
— Colleton	5.5	5.5	6.5	6.7	6.4	6.6	6.7	6.6	7.8	7.2	6.7	6.3	6.7
— Hampton	6.0	5.8	6.6	7.0	6.8	7.1	7.1	7.3	8.7	8.5	7.4	6.9	7.0
— Jasper	4.1	3.7	4.7	4.8	4.8	4.8	4.5	4.3	4.7	5.3	4.8	4.6	4.7



Contact: Sam McClary  
803-737-2660  
South Carolina Employment Security Commission  
Labor Market Information/LAUS Unit



**WIA Labor Force Data April 2008**

	LABOR FORCE			UNEMPLOYMENT			% OF LABOR FORCE		
	April 2008	March 2008	April 2007	April 2008	March 2008	April 2007	April 2008	March 2008	April 2007
<b>Catawba WIA</b>	<b>150,219</b>	<b>149,770</b>	<b>148,579</b>	<b>10,237</b>	<b>10,303</b>	<b>9,567</b>	<b>6.8</b>	<b>6.9</b>	<b>6.4</b>
Chester County	15,265	15,339	15,500	1,532	1,614	1,601	10.0	10.5	10.3
Lancaster County	29,531	29,507	29,505	2,895	2,908	2,496	9.8	9.9	8.5
York County	105,423	104,924	103,574	5,810	5,781	5,470	5.5	5.5	5.3
<b>Greenville WIA</b>	<b>223,573</b>	<b>221,597</b>	<b>218,654</b>	<b>9,848</b>	<b>9,779</b>	<b>9,622</b>	<b>4.4</b>	<b>4.4</b>	<b>4.4</b>
Greenville County	223,573	221,597	218,654	9,848	9,779	9,622	4.4	4.4	4.4
<b>Lowcountry WIA</b>	<b>99,621</b>	<b>99,414</b>	<b>98,615</b>	<b>4,694</b>	<b>4,671</b>	<b>4,281</b>	<b>4.7</b>	<b>4.7</b>	<b>4.3</b>
Beaufort County	64,773	64,669	63,947	2,550	2,613	2,489	3.9	4.0	3.9
Colleton County	16,476	16,402	16,486	1,106	1,036	901	6.7	6.3	5.5
Hampton County	7,806	7,815	7,809	544	539	467	7.0	6.9	6.0
Jasper County	10,566	10,528	10,373	494	483	424	4.7	4.6	4.1
<b>Lower Savannah WIA</b>	<b>140,458</b>	<b>140,042</b>	<b>141,919</b>	<b>8,679</b>	<b>8,698</b>	<b>8,530</b>	<b>6.2</b>	<b>6.2</b>	<b>6.0</b>
Aiken County	74,993	74,488	75,580	3,308	3,338	3,702	4.4	4.5	4.9
Allendale County	3,600	3,594	3,523	487	470	342	13.5	13.1	9.7
Bamberg County	6,122	6,128	6,299	573	561	503	9.4	9.2	8.0
Barnwell County	8,697	8,692	8,861	780	782	773	9.0	9.0	8.7
Calhoun County	7,125	7,101	7,067	376	376	384	5.3	5.3	5.4
Orangeburg County	39,921	40,039	40,589	3,155	3,171	2,826	7.9	7.9	7.0
<b>Midlands WIA</b>	<b>323,333</b>	<b>322,576</b>	<b>319,875</b>	<b>14,812</b>	<b>15,163</b>	<b>14,392</b>	<b>4.6</b>	<b>4.7</b>	<b>4.5</b>
Fairfield County	11,725	11,604	11,691	1,065	982	1,136	9.1	8.5	9.7
Lexington County	133,008	132,604	131,510	5,151	5,206	4,912	3.9	3.9	3.7
Richland County	178,600	178,368	176,674	8,596	8,975	8,344	4.8	5.0	4.7
<b>Pee Dee WIA</b>	<b>150,964</b>	<b>150,840</b>	<b>151,635</b>	<b>11,268</b>	<b>10,918</b>	<b>11,231</b>	<b>7.5</b>	<b>7.2</b>	<b>7.4</b>
Chesterfield County	18,200	18,190	18,612	1,349	1,333	1,504	7.4	7.3	8.1
Darlington County	32,048	31,841	31,356	2,353	2,110	1,845	7.3	6.6	5.9
Dillon County	12,967	13,005	13,250	1,133	1,120	1,109	8.7	8.6	8.4
Florence County	63,391	63,548	63,124	3,615	3,700	3,719	5.7	5.8	5.9
Marion County	12,628	12,605	13,034	1,459	1,454	1,492	11.6	11.5	11.4
Marlboro County	11,730	11,651	12,259	1,359	1,201	1,562	11.6	10.3	12.7
<b>WorkLink WIA</b>	<b>174,021</b>	<b>173,148</b>	<b>173,264</b>	<b>9,180</b>	<b>9,435</b>	<b>9,279</b>	<b>5.3</b>	<b>5.4</b>	<b>5.4</b>
Anderson County	84,709	84,554	84,973	4,570	4,965	4,707	5.4	5.9	5.5
Oconee County	29,742	29,659	30,224	1,792	1,781	2,011	6.0	6.0	6.7
Pickens County	59,570	58,935	58,067	2,818	2,689	2,561	4.7	4.6	4.4
<b>Santee - Lynchess WIA</b>	<b>94,686</b>	<b>94,636</b>	<b>96,540</b>	<b>6,317</b>	<b>6,481</b>	<b>6,129</b>	<b>6.7</b>	<b>6.8</b>	<b>6.3</b>
Clarendon County	12,477	12,454	12,900	1,026	1,001	1,014	8.2	8.0	7.9
Kershaw County	30,018	30,019	29,668	1,557	1,660	1,487	5.2	5.5	5.0
Lee County	7,980	8,044	8,255	621	648	667	7.8	8.1	8.1
Sumter County	44,211	44,119	45,717	3,113	3,172	2,961	7.0	7.2	6.5
<b>Trident WIA</b>	<b>312,576</b>	<b>311,841</b>	<b>312,118</b>	<b>13,498</b>	<b>13,805</b>	<b>12,069</b>	<b>4.3</b>	<b>4.4</b>	<b>3.9</b>
Berkeley County	75,580	75,353	75,168	3,800	3,823	3,155	5.0	5.1	4.2
Charleston County	174,462	174,179	174,624	6,884	7,185	6,502	3.9	4.1	3.7
Dorchester County	62,534	62,309	62,326	2,814	2,797	2,412	4.5	4.5	3.9
<b>Upper Savannah WIA</b>	<b>117,664</b>	<b>117,449</b>	<b>119,070</b>	<b>7,084</b>	<b>7,275</b>	<b>7,704</b>	<b>6.0</b>	<b>6.2</b>	<b>6.5</b>
Abbeville County	11,073	11,164	11,606	732	840	960	6.6	7.5	8.3
Edgefield County	10,986	10,895	11,110	579	566	675	5.3	5.2	6.1
Greenwood County	30,321	30,313	31,347	1,916	1,953	2,141	6.3	6.4	6.8
Laurens County	34,662	34,503	34,049	2,014	2,147	2,118	5.8	6.2	6.2
McCormick County	3,461	3,485	3,551	320	339	345	9.2	9.7	9.7
Newberry County	17,702	17,670	17,964	1,074	989	943	6.1	5.6	5.2
Saluda County	9,459	9,419	9,443	449	441	522	4.7	4.7	5.5
<b>Upstate WIA</b>	<b>170,905</b>	<b>169,666</b>	<b>169,178</b>	<b>11,168</b>	<b>10,022</b>	<b>9,670</b>	<b>6.5</b>	<b>5.9</b>	<b>5.7</b>
Cherokee County	25,512	24,890	25,047	2,411	1,806	1,663	9.5	7.3	6.6
Spartanburg County	133,806	133,323	132,512	7,573	7,173	7,005	5.7	5.4	5.3
Union County	11,587	11,453	11,619	1,184	1,043	1,002	10.2	9.1	8.6
<b>Waccamaw WIA</b>	<b>177,745</b>	<b>174,717</b>	<b>175,945</b>	<b>10,352</b>	<b>10,685</b>	<b>8,724</b>	<b>5.8</b>	<b>6.1</b>	<b>5.0</b>
Georgetown County	29,391	29,254	29,325	1,865	1,885	1,712	6.3	6.4	5.8
Horry County	133,033	130,160	131,082	7,068	7,401	5,640	5.3	5.7	4.3
Williamsburg County	15,321	15,303	15,538	1,419	1,399	1,372	9.3	9.1	8.8