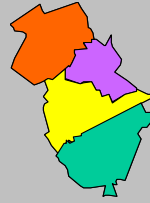


# Labor Force Data by Workforce Investment Area June 2008

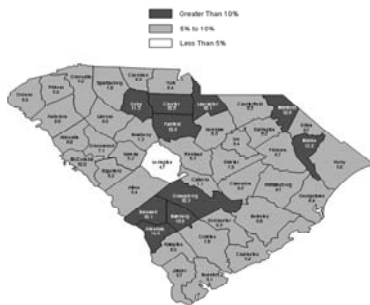


## Santee-Lynches

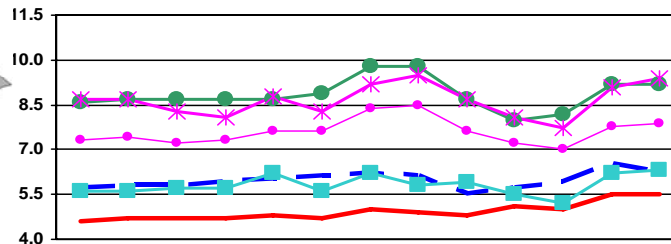
### Labor Force Data - June 2008

	Labor Force	Employment	Unemployment	Unemployment Rate
<b>Santee - Lynches WIA</b>	<b>96,937</b>	<b>89,467</b>	<b>7,470</b>	<b>7.7</b>
Clarendon County	12,865	11,682	1,183	9.2
Kershaw County	30,365	28,453	1,912	6.3
Lee County	8,263	7,490	773	9.4
Sumter County	45,444	41,842	3,602	7.9

Unemployment in the Santee-Lynches WIA increased from 7.6% in May to 7.7% in June. Lee County reported the highest rate at 9.4%, while Kershaw County had the lowest rate at 6.3%. The state's unemployment rate dropped from 6.5% in May to 6.2% in June.



Unemployment Rates  
June 2007- June 2008



	Jun-07	Jul-07	Aug-07	Sep-07	Oct-07	Nov-07	Dec-07	Jan-08	Feb-08	Mar-08	Apr-08	May-08	Jun-08
— SC	5.7	5.8	5.8	5.9	6.0	6.1	6.2	6.1	5.5	5.7	5.9	6.5	6.2
— US	4.6	4.7	4.7	4.7	4.8	4.7	5.0	4.9	4.8	5.1	5.0	5.5	5.5
— Clarendon	8.6	8.7	8.7	8.7	8.7	8.9	9.8	9.8	8.7	8.0	8.2	9.2	9.2
— Kershaw	5.6	5.6	5.7	5.7	6.2	5.6	6.2	5.8	5.9	5.5	5.2	6.2	6.3
— Lee	8.7	8.7	8.3	8.1	8.8	8.3	9.2	9.5	8.7	8.1	7.7	9.1	9.4
— Sumter	7.3	7.4	7.2	7.3	7.6	7.6	8.4	8.5	7.6	7.2	7.0	7.8	7.9



Contact: Sam McClary  
803-737-2660  
South Carolina Employment Security Commission  
Labor Market Information/LAUS Unit



**WIA Labor Force Data June 2008**

	LABOR FORCE			UNEMPLOYMENT			% OF LABOR FORCE		
	June 2008	May 2008	June 2007	June 2008	May 2008	June 2007	June 2008	May 2008	June 2007
<b>Catawba WIA</b>	<b>153,309</b>	<b>152,660</b>	<b>151,025</b>	<b>11,569</b>	<b>11,922</b>	<b>10,946</b>	<b>7.5</b>	<b>7.8</b>	<b>7.2</b>
Chester County	15,614	15,537	15,754	1,694	1,707	1,780	10.8	11.0	11.3
Lancaster County	29,999	29,867	29,893	3,015	3,045	2,775	10.1	10.2	9.3
York County	107,696	107,256	105,378	6,860	7,170	6,391	6.4	6.7	6.1
<b>Greenville WIA</b>	<b>226,044</b>	<b>224,277</b>	<b>222,266</b>	<b>11,768</b>	<b>11,057</b>	<b>10,971</b>	<b>5.2</b>	<b>4.9</b>	<b>4.9</b>
Greenville County	226,044	224,277	222,266	11,768	11,057	10,971	5.2	4.9	4.9
<b>Lowcountry WIA</b>	<b>102,410</b>	<b>100,969</b>	<b>103,328</b>	<b>6,016</b>	<b>5,246</b>	<b>5,095</b>	<b>5.9</b>	<b>5.2</b>	<b>4.9</b>
Beaufort County	66,495	65,538	67,307	3,377	2,823	2,952	5.1	4.3	4.4
Colleton County	16,994	16,762	17,018	1,332	1,237	1,104	7.8	7.4	6.5
Hampton County	8,087	7,986	8,077	690	655	530	8.5	8.2	6.6
Jasper County	10,834	10,683	10,926	617	531	509	5.7	5.0	4.7
<b>Lower Savannah WIA</b>	<b>143,747</b>	<b>142,074</b>	<b>144,221</b>	<b>11,012</b>	<b>10,057</b>	<b>10,520</b>	<b>7.7</b>	<b>7.1</b>	<b>7.3</b>
Aiken County	75,914	75,474	76,489	4,078	3,946	4,702	5.4	5.2	6.1
Allendale County	3,718	3,671	3,639	541	526	390	14.6	14.3	10.7
Bamberg County	6,331	6,233	6,371	693	639	612	10.9	10.3	9.6
Barnwell County	8,919	8,838	8,996	898	870	860	10.1	9.8	9.6
Calhoun County	7,264	7,163	7,216	517	441	448	7.1	6.2	6.2
Orangeburg County	41,601	40,695	41,510	4,285	3,635	3,508	10.3	8.9	8.5
<b>Midlands WIA</b>	<b>327,197</b>	<b>324,499</b>	<b>326,178</b>	<b>18,763</b>	<b>17,232</b>	<b>16,813</b>	<b>5.7</b>	<b>5.3</b>	<b>5.2</b>
Fairfield County	11,916	11,860	11,769	1,259	1,243	1,080	10.6	10.5	9.2
Lexington County	134,188	133,075	133,885	6,367	5,738	5,678	4.7	4.3	4.2
Richland County	181,093	179,564	180,524	11,137	10,251	10,055	6.1	5.7	5.6
<b>Pee Dee WIA</b>	<b>154,245</b>	<b>152,286</b>	<b>153,826</b>	<b>12,723</b>	<b>11,801</b>	<b>12,005</b>	<b>8.2</b>	<b>7.7</b>	<b>7.8</b>
Chesterfield County	18,678	18,387	18,850	1,549	1,397	1,541	8.3	7.6	8.2
Darlington County	32,658	32,148	32,016	2,662	2,346	2,170	8.2	7.3	6.8
Dillon County	13,335	13,169	13,462	1,290	1,228	1,195	9.7	9.3	8.9
Florence County	64,737	64,001	64,058	4,356	4,011	3,979	6.7	6.3	6.2
Marion County	13,008	12,843	13,105	1,590	1,547	1,564	12.2	12.0	11.9
Marlboro County	11,829	11,738	12,335	1,276	1,272	1,556	10.8	10.8	12.6
<b>WorkLink WIA</b>	<b>176,555</b>	<b>175,161</b>	<b>175,595</b>	<b>11,343</b>	<b>10,410</b>	<b>10,612</b>	<b>6.4</b>	<b>5.9</b>	<b>6.0</b>
Anderson County	85,735	85,180	85,636	5,697	5,151	5,313	6.6	6.0	6.2
Oconee County	30,376	30,081	30,795	2,101	1,977	2,242	6.9	6.6	7.3
Pickens County	60,444	59,900	59,164	3,545	3,282	3,057	5.9	5.5	5.2
<b>Santee - Lynchess WIA</b>	<b>96,937</b>	<b>96,381</b>	<b>97,873</b>	<b>7,470</b>	<b>7,338</b>	<b>6,892</b>	<b>7.7</b>	<b>7.6</b>	<b>7.0</b>
Clarendon County	12,865	12,756	13,053	1,183	1,175	1,124	9.2	9.2	8.6
Kershaw County	30,365	30,218	30,227	1,912	1,872	1,688	6.3	6.2	5.6
Lee County	8,263	8,162	8,359	773	742	726	9.4	9.1	8.7
Sumter County	45,444	45,245	46,234	3,602	3,549	3,354	7.9	7.8	7.3
<b>Trident WIA</b>	<b>322,657</b>	<b>318,025</b>	<b>318,975</b>	<b>17,457</b>	<b>15,278</b>	<b>14,821</b>	<b>5.4</b>	<b>4.8</b>	<b>4.6</b>
Berkeley County	77,958	76,818	76,770	4,709	4,158	3,772	6.0	5.4	4.9
Charleston County	180,362	177,654	178,594	9,354	8,020	8,172	5.2	4.5	4.6
Dorchester County	64,337	63,553	63,611	3,394	3,100	2,877	5.3	4.9	4.5
<b>Upper Savannah WIA</b>	<b>119,768</b>	<b>118,775</b>	<b>120,436</b>	<b>8,255</b>	<b>7,882</b>	<b>8,470</b>	<b>6.9</b>	<b>6.6</b>	<b>7.0</b>
Abbeville County	11,374	11,269	11,593	913	860	981	8.0	7.6	8.5
Edgefield County	11,114	11,067	11,161	685	683	739	6.2	6.2	6.6
Greenwood County	30,970	30,732	31,489	2,187	2,107	2,282	7.1	6.9	7.2
Laurens County	35,003	34,736	34,766	2,271	2,165	2,489	6.5	6.2	7.2
McCormick County	3,539	3,516	3,618	355	352	378	10.0	10.0	10.4
Newberry County	18,254	17,981	18,276	1,337	1,214	1,103	7.3	6.8	6.0
Saluda County	9,514	9,474	9,533	507	501	498	5.3	5.3	5.2
<b>Upstate WIA</b>	<b>173,337</b>	<b>171,458</b>	<b>171,425</b>	<b>12,944</b>	<b>11,543</b>	<b>11,304</b>	<b>7.5</b>	<b>6.7</b>	<b>6.6</b>
Cherokee County	25,486	25,299	25,491	2,123	2,049	1,890	8.3	8.1	7.4
Spartanburg County	135,988	134,475	134,210	9,475	8,275	8,311	7.0	6.2	6.2
Union County	11,863	11,684	11,724	1,346	1,219	1,103	11.3	10.4	9.4
<b>Waccamaw WIA</b>	<b>185,712</b>	<b>182,114</b>	<b>182,462</b>	<b>11,441</b>	<b>10,984</b>	<b>9,255</b>	<b>6.2</b>	<b>6.0</b>	<b>5.1</b>
Georgetown County	30,272	29,874	30,323	2,090	1,998	1,824	6.9	6.7	6.0
Horry County	139,718	136,730	136,323	7,830	7,530	6,009	5.6	5.5	4.4
Williamsburg County	15,722	15,510	15,816	1,521	1,456	1,422	9.7	9.4	9.0