



MLS News

Volume 3, Issue 2

Second Quarter of 1999 (April-June)

About The Program

The MLS (Mass Layoff Statistics) Program is a cooperative effort of the U.S. Bureau of Labor Statistics and the S.C. Employment Security Commission. Common definitions and a standard operating system are used in identifying, describing, and tracking major job cutbacks using South Carolina's unemployment insurance databases. Extended layoff events are those in which at least 50 workers are separated for at least 31 days. Separations are the counts of individuals actually laid off from the establishment as obtained by contacting the employer directly. An initial claim is any notice of unemployment filed to request a (1) determination of entitlement to and eligibility for compensation or (2) a subsequent period of unemployment within a benefit year or period of eligibility.

Inside This Issue

- 1 About The Program
Quarterly Review
On The Web
- 2 Major Industry Division Report
- 3 Layoff Event Size
Geography of Separations
Industry Separations
Initial Claimant Composition
- 4 Reasons For Separations
- 4 Quarterly Trends

QUARTERLY REVIEW...

In the second quarter of 1999, 24 establishments had layoff events resulting in 2,471 separations. Eighteen events were registered in the non-manufacturing sector while six were registered in the manufacturing sector. Fifty-eight percent of the separations occurred as a result of "seasonal" layoffs.

LMI On The Web...

For your South Carolina labor market data, try Labor Market Information's web site at:

<http://www.sces.org/lmi>

MLS Email...

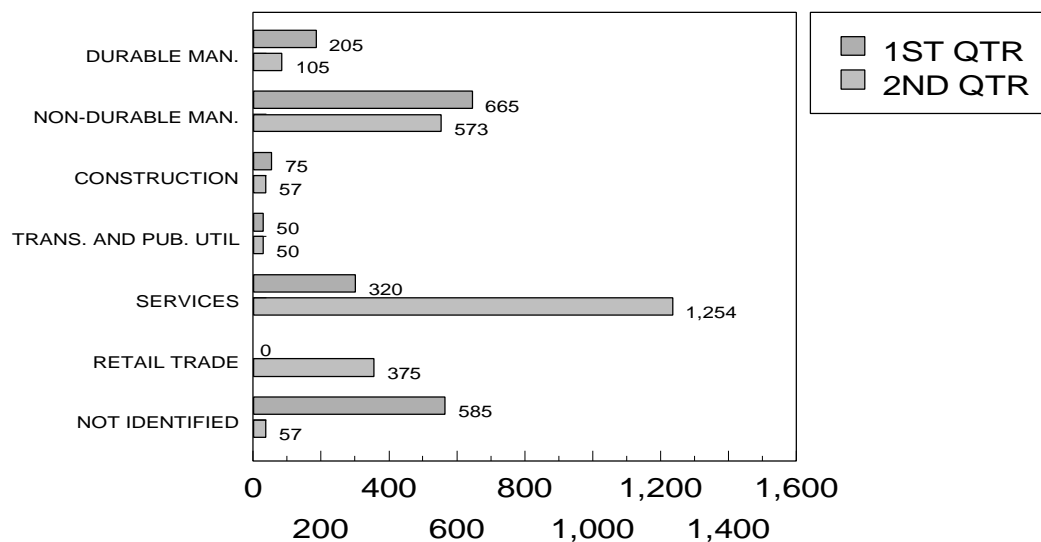
mdaniels@sces.org



Major Industry Division Report

	SEPARATIONS		INITIAL CLAIMS	
	1st QTR 1999	2ND QTR 1999	1ST QTR 1999	2ND QTR 1999
TOTAL	1,900	2,471	3,168	4,310
MANUFACTURING:				
DURABLE	205	105	358	269
NON-DURABLE	665	573	1,504	1,287
NON-MANUFACTURING				
CONSTRUCTION	75	57	85	164
TRANS. AND PUBLIC UTILITIES	50	50	56	58
RETAIL TRADE	0	375	0	756
SERVICES	320	1,254	413	1,660
NOT IDENTIFIED	585	57	752	116

Separations



Separations in the services industry accounted for half of the states total separations. Non-durable manufacturing accounted for 23.2 percent of total separations. Retail trade comprised 15.2 percent of separations.

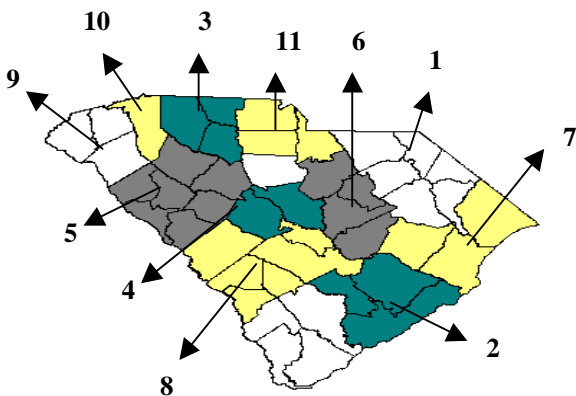


Layoff Event Size

	Layoff Events		Separations	
	Number	Percent	Number	Percent
Total	24	100.0%	2,471	100.0%
50-99	14	58.3%	882	35.7%
100-149	5	20.8%	591	23.9%
150-199	3	12.5%	530	21.4%
200-299	2	8.3%	468	18.9%
300-499	0	0.0%	0	0.0%

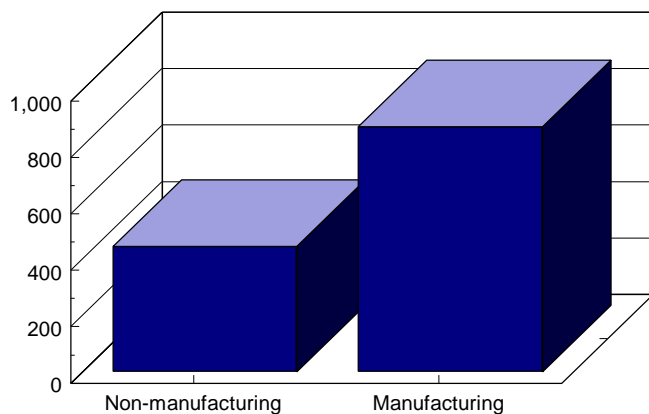
Total layoff events increased to 24 in the second quarter of 1999. Layoffs involving fewer than 100 workers made up 58.3 percent of the quarter's events.

Geography of Separations



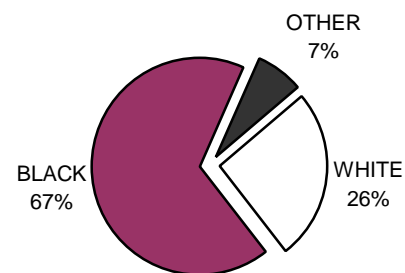
Rank	Service Delivery Area	Separations	%
1	Pee Dee	389	15.7%
2	Trident	380	15.4%
3	CSU	352	14.2%
4	Midlands	301	12.2%
5	Upper Savannah	286	11.6%
6	Santee Lynches	182	7.4%
7	Waccamaw	154	6.2%
8	Lower Savannah	127	5.1%
9	Pendleton	115	4.7%
10	Greenville	110	4.5%
11	Catawba	75	3.0%

Industry Separations

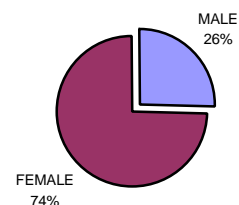


Separations in non-manufacturing comprised 75.0 percent of total separations. Manufacturing accounted for 25.0 percent, which totaled 678 separations.


Initial Claimant Composition Ethnicity



Gender



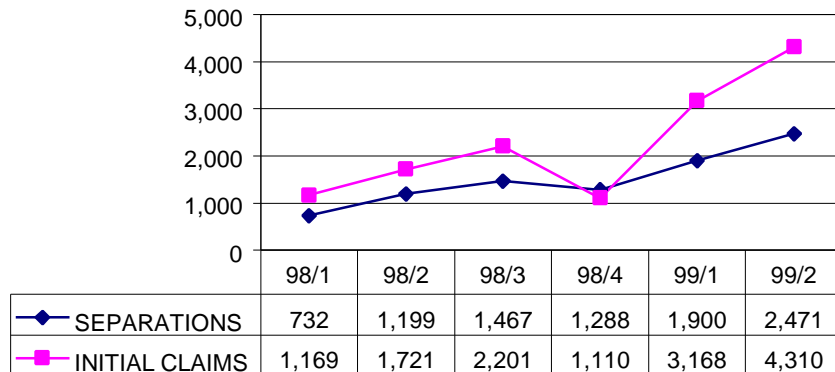
Reasons For Separations



The primary reason cited for extended mass layoffs during the second quarter of 1999 was “seasonal employment.” “Seasonal employment” accounted for 58.0 percent of the quarter’s separations, totaling 1,433. Extended layoffs due to “slack work” accounted for 20.3 percent of total separations.

MLS TRENDS...

Quarterly Separations / Initial Claims



During the second quarter of 1999, separations increased 30.1 percent from the first quarter 1999. Initial claims were up 36.0 percent to 4,310.



MLS TRENDS...

Reasons For Separations

	SEPARATIONS		INITIAL CLAIMS	
	1st QTR 1999	2nd QTR 1999	1st QTR 1999	2nd QTR 1999
TOTAL	1,900	2,471	3,168	4,310
SEASONAL	149	1,433	302	2,008
SLACK WORK	1,124	502	2,037	1,458
OWNERSHIP CHANGE	158	0	168	0
CONTRACT COMPLETED	205	113	274	493
IMPORT COMPETITION	0	230	0	213
PRODUCT LINE DISCONTINUED	0	53	0	59
OTHER	56	140	56	79

