

About The Program...

**M
L
S**

The MLS (Mass Layoff Statistics) Program is a cooperative effort of the Bureau of Labor Statistics and the S.C. Employment Security Commission. Standard definitions and a standard operating system are used in identifying, describing, and tracking major job cutbacks using South Carolina's unemployment insurance databases. Extended layoff events are those in which at least 50 workers are separated for at least 31 days. Separations are the counts of individuals actually laid off from the establishment as obtained by contacting the employer directly. An initial claim is any notice of unemployment filed to request a (1) determination of entitlement to and eligibility for compensation or (2) a subsequent period of unemployment within a benefit year or period of eligibility.

Separations and Initial Claims Down in First Quarter of 1997

**I
N

R
E
V
I
E
W**

The downward trend in extended mass layoff separations and initial claims continued in spite of an increase in the number of layoff events. Separations were down to 1,963 from the previous quarter's 2,138. Initial claims dropped to 1,584 from the 2,540 filed in the fourth quarter of 1996.

Manufacturing led industry in extended mass layoff separations and initial claims. Separations increased in manufacturing by 13.6 percent from the fourth quarter of 1996. Slack work was the primary reason given for these separations. Durables made up about 73.5 percent of manufacturing separations.

The increase in manufacturing was met with a decline in nonmanufacturing. Nonmanufacturing separations dropped by about 53.3 percent from the fourth quarter. Construction separations made up about 61.3 percent of nonmanufacturing separations and were due to completed contracts. Business ownership changes in services account for about 21.5 percent of nonmanufacturing.

About 57.1 percent of those filing initial claims for unemployment insurance in the first quarter of 1997 were black. This is a reversal of the initial claimant distribution of the fourth quarter where 52.2 percent of initial claimants were white. More females filed initial claims than males by almost a 3-to-1 ratio. In the previous quarter, 57.9 percent of initial claimants were males.

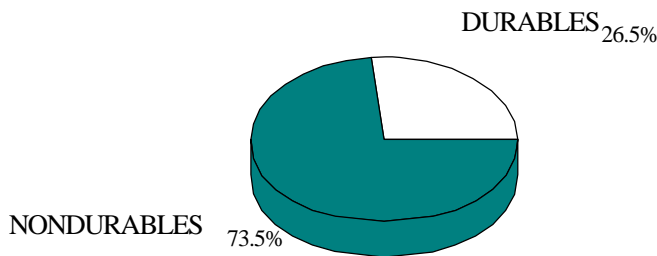
**E
X
T
E
N
D
E
D
M
A
S
S
L
A
Y
O
F
F
S**

LAYOFF EVENT SIZE

Layoff events involving 200 or more workers comprised 59.9 percent of first quarter extended layoff separations. Over 69 percent of first quarter layoff events involved less than 150 workers, comprising 40.1 percent of the quarter's separations.

	Layoff Events		Separations	
	Number	Percent	Number	Percent
Total	13	100.0	1,963	100.0
50-99	6	46.2	428	21.8
100-149	3	23.0	360	18.3
150-199	0	0.0	0	0.0
200-299	2	15.4	475	24.2
300-499	2	15.4	700	35.7

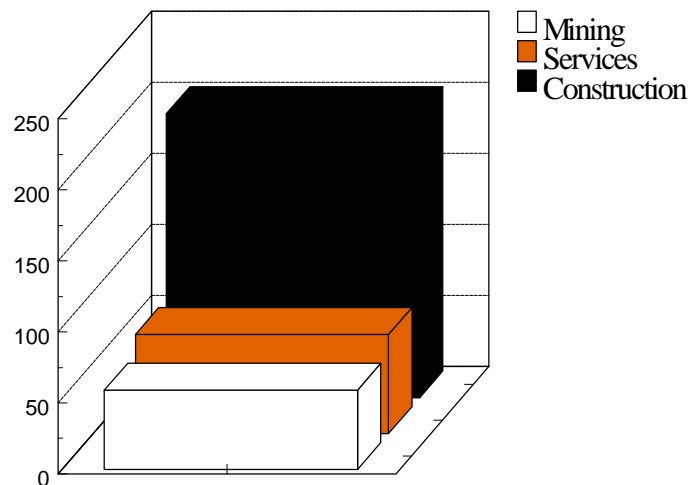
MANUFACTURING SEPARATIONS



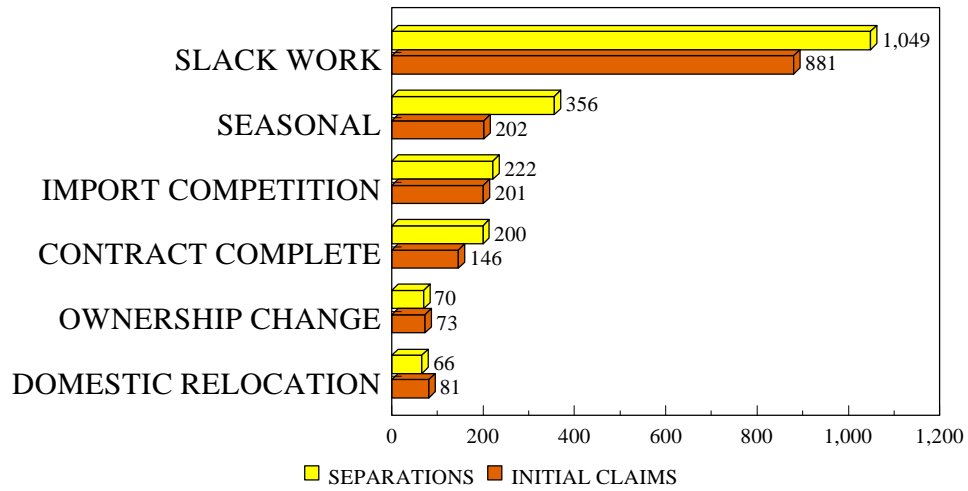
Manufacturing contributed 1,637, or 83.3 percent, of the quarter's separations. Nondurables composed the majority of manufacturing with 73.5 percent. Durables had 434 separations, or 26.5 percent.

NONMANUFACTURING SEPARATIONS

Nonmanufacturing produced 326 separations in the first quarter of 1997. Construction led the category with 200 separations, which is 61.3 percent of nonmanufacturing separations. Services were responsible for 21.5 percent of nonmanufacturing separations. Mining accounted for 17.2 percent.



REASONS FOR SEPARATIONS



About 53.4 percent of the separations in the first quarter of 1997 were due to "slack work." These layoffs were most numerous in manufacturing. Layoffs due to "seasonal work" were the second most given reason for separations with 18.1 percent. Trade was responsible for the majority of "seasonal layoffs." "Import competition" in manufacturing accounted for 11.3 percent of first quarter separations. About 10 percent of first quarter separations were contributable to "completed contracts" in construction. Ownership changes and domestic relocations complete the reasons sited for first quarter separations with 3.6 and 3.4 percent, respectively.

RECALL EXPECTATIONS

	PERCENTAGE OF EVENTS
ANTICIPATE A RECALL	61.5
TIMEFRAME	
WITHIN 6 MONTHS	87.5
WITHIN 3 MONTHS	75.0
SIZE	
AT LEAST HALF	12.5
ALL WORKERS	50.0

More than half of the employers reporting a layoff in the first quarter indicated that they anticipated some type of recall. About 87.5 percent of these employers stated that workers would be recalled within 6 months of the layoff. Employers indicated that 75 percent of the recalls would occur within 3 months.

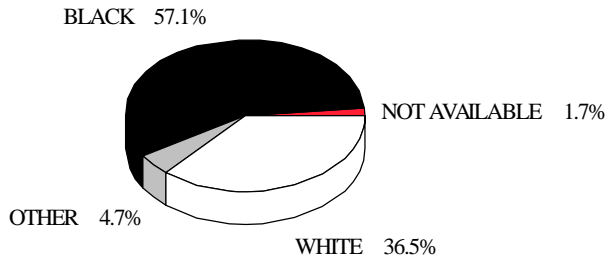
Approximately 50 percent of employers anticipating a recall of separated workers said that they planned to recall all workers involved in the layoff.



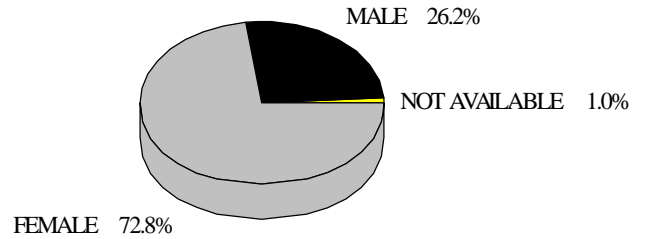
C
L
A
I
M
A
N
T
S

INITIAL CLAIMANT CHARACTERISTICS

ETHNIC BACKGROUND



GENDER



T
R
E
N
D
S

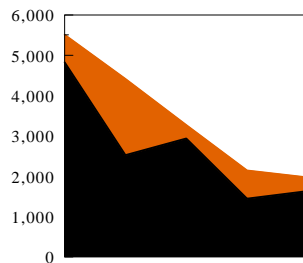
REASONS FOR SEPARATIONS

	SEPARATIONS		INITIAL CLAIMS	
	96/4 *	97/1 **	96/4 *	97/1 **
TOTAL	2,138	1,963	2,437	1,650
OWNERSHIP CHANGE	100	70	245	73
CONTRACT COMPLETED	77	200	96	146
DOMESTIC RELOCATION	0	66	0	81
IMPORT COMPETITION	700	222	599	86
REORGANIZATION	200	0	81	0
SEASONAL	296	356	80	199
SLACK WORK	280	1,049	596	1,065
MISC. - OTHER	485	0	740	0

* 96/4 = Fourth Quarter of 1996 ** 97/1 = First Quarter of 1997

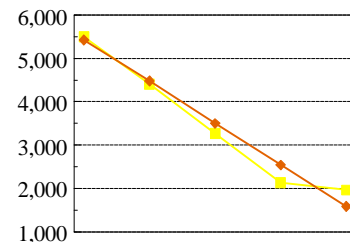
INITIAL CLAIMS / SEPARATIONS

SEPARATIONS



	96/1	96/2	96/3	96/4	97/1
MANUFACTURING	4,829	2,515	2,928	1,440	1,637
NONMANUFACTURING	673	1,895	344	698	326

INITIAL CLAIMS / SEPARATIONS



	96/1	96/2	96/3	96/4	97/1
SEPARATIONS	5,502	4,410	3,272	2,138	1,963
INITIAL CLAIMS	5,423	4,485	3,499	2,540	1,584

