

About The Program

The MLS (Mass Layoff Statistics) Program is a cooperative effort of the U.S. Bureau of Labor Statistics and the S.C. Employment Security Commission. Common definitions and a standard operating system are used in identifying, describing, and tracking major job cutbacks using South Carolina's unemployment insurance databases. Extended layoff events are those in which at least 50 workers are separated for at least 31 days. Separations are the counts of individuals actually laid off from the establishment as obtained by contacting the employer directly. An initial claim is any notice of unemployment filed to request a (1) determination of entitlement to and eligibility for compensation or (2) a subsequent period of unemployment within a benefit year or period of eligibility.

Inside This Issue

- 1 About The Program
Quarterly Review
On The Web
- 2 Layoff Event Size
Geography of Separations
Manufacturing Separations
Nonmanufacturing Separations
- 3 Reasons For Separations
Initial Claimant Characteristics
- 4 Quarterly Trends

QUARTERLY REVIEW... Separations and Initial Claims Drop In Fourth Quarter

The fourth quarter of 1997 saw extended mass layoff separations drop from 1,323 in the third quarter of 1997 to 907. The total number of extended mass layoff events also was down from the 12 posted in the third quarter. This 31-percent decline in separations was largely due to a 76 percent decrease in nonmanufacturing separations. The most cited reason by employers for the extended mass layoff separations was "slack work."

A total of 127 nonmanufacturing separations were recorded in the fourth quarter as compared to 528 in the third quarter of 1997. These separations were in service industries.

Manufacturing extended mass layoffs declined slightly from 795 in the third quarter to 780 in the fourth quarter of 1997. Approximately 57 percent of the manufacturing separations were due to "slack work." About 29 percent of the manufacturing separations were attributed to "financial difficulty."

The number of extended mass layoff initial claims in the fourth quarter was less than half the number filed in the third quarter of 1997. In the fourth quarter, 1,037 initial claims were filed as compared to the 2,326 filed in the third quarter.

LMI On The Web

For your South Carolina labor market data needs, try Labor Market Information's web site at:

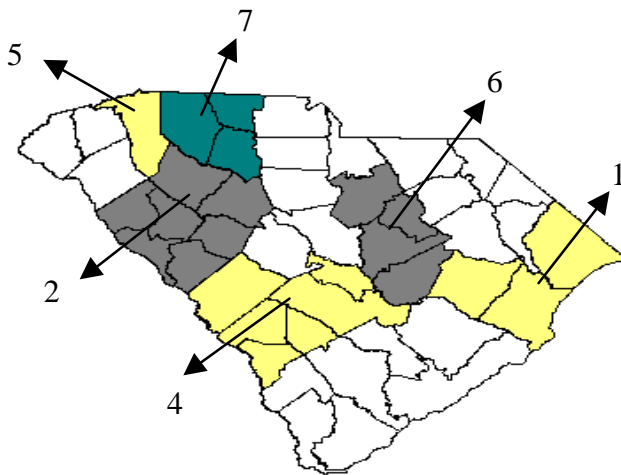
<http://scjob.sces.org/lmi>

Layoff Event Size

| | Layoff Events | | Separations | |
|---------|---------------|---------|-------------|---------|
| | Number | Percent | Number | Percent |
| Total | 10 | 100.0% | 907 | 100.0% |
| 50-99 | 6 | 60.0% | 384 | 42.3% |
| 100-149 | 3 | 30.0% | 316 | 34.8% |
| 150-199 | 0 | 0.0% | 0 | 0.0% |
| 200-299 | 1 | 10.0% | 207 | 22.8% |
| 300-499 | 0 | 0.0% | 0 | 0.0% |

Both the size and total number of extended mass layoffs declined in the fourth quarter. Approximately 60 percent of extended mass layoff events involved 99 or fewer workers. Over 42 percent of total separations were contributed to events involving 99 or fewer workers.

Geography of Separations



| Rank | Service Delivery Area | Separations | % |
|------|-----------------------|-------------|-------|
| 1 | Waccamaw | 375 | 41.3% |
| 2 | Upper Savannah | 163 | 18.0% |
| 3 | Balance of State | 100 | 11.0% |
| 4 | Lower Savannah | 80 | 8.8% |
| 5 | Greenville | 75 | 8.3% |
| 6 | Santee Lynches | 62 | 6.8% |
| 7 | CSU | 52 | 5.7% |

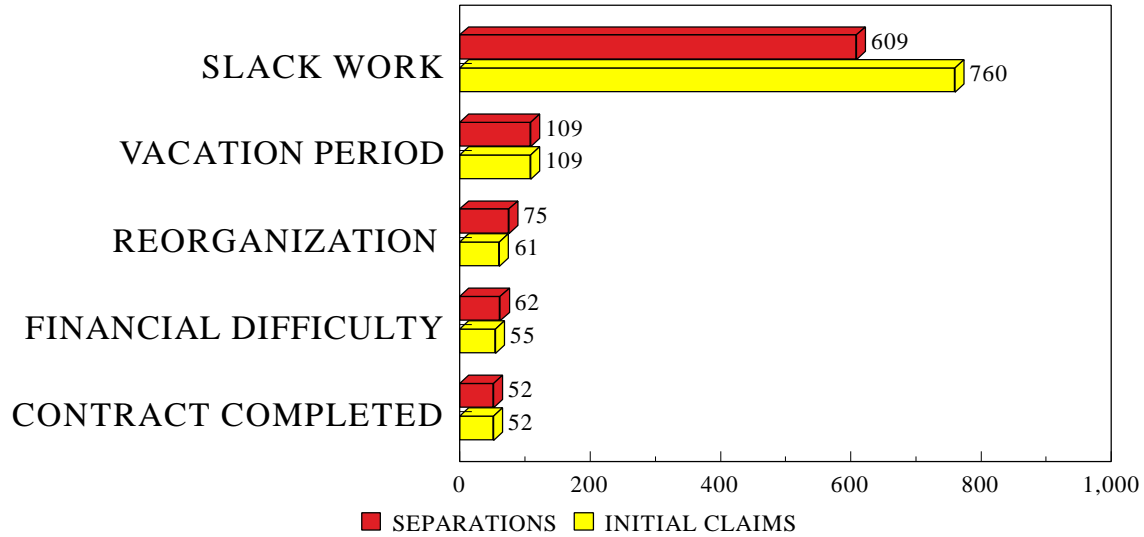
Manufacturing Separations

Separations in nondurable goods accounted for almost all fourth quarter manufacturing separations while dropping slightly from the third quarter of 1997. Manufacturing separations totaled 780 during the fourth quarter, down from the 795 in the third quarter.

Nonmanufacturing Separations

Only 14 percent of the extended mass layoff separations during the fourth quarter were in nonmanufacturing. These 127 separations occurred in services. "Company reorganizations and "contract completions" were the two reasons cited by employers for these separations. In the previous quarter, only 50 separations were posted in services.

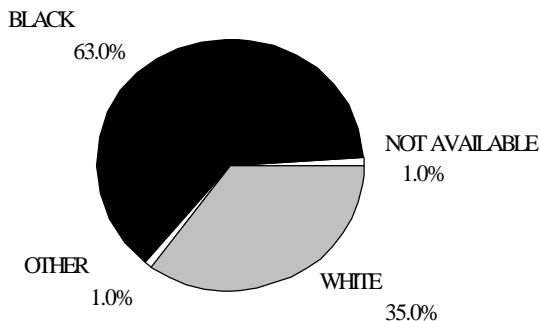
Reasons For Separations



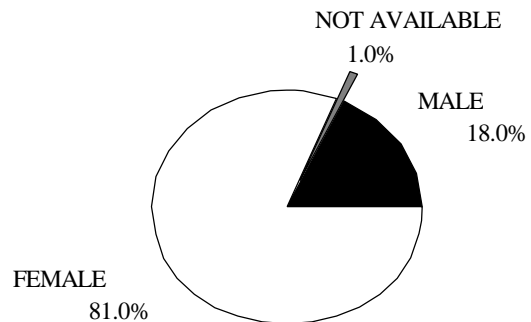
The primary reason cited for extended mass layoffs during the fourth quarter of 1997 was “slack work.” Approximately 609 separations were contributed to “slack work,” which accounted for 67.1 percent of the quarter’s separations. Extended mass layoffs due to “vacation periods” made up slightly over 12 percent of the quarter’s total. The remaining separations were contributed to “company reorganizations,” “financial difficulty,” and “contract completions,” respectively.

Initial Claimant Characteristics

Ethnic Background

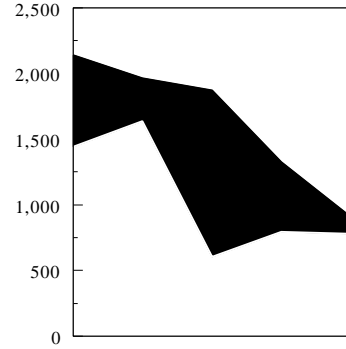


Gender



Mass Layoff Statistics
 South Carolina
Trends

Quarterly Separations



| | 96/4 | 97/1 | 97/2 | 97/3 | 97/4 |
|------------------|-------|-------|-------|------|------|
| MANUFACTURING | 1,440 | 1,637 | 606 | 795 | 780 |
| NONMANUFACTURING | 698 | 326 | 1,267 | 528 | 127 |

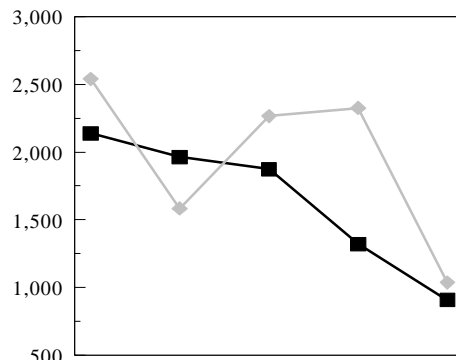
Reasons For Separations

| | SEPARATIONS | | INITIAL CLAIMS | |
|----------------------|-------------|---------|----------------|---------|
| | 97/4 * | 97/3 ** | 97/4 * | 97/3 ** |
| TOTAL | 907 | 1,323 | 1,037 | 2,326 |
| SLACK WORK | 609 | 399 | 760 | 441 |
| VACATION | 109 | 179 | 109 | 190 |
| REORGANIZATION | 75 | 144 | 61 | 636 |
| FINANCIAL DIFFICULTY | 62 | 129 | 55 | 323 |
| CONTRACT COMPLETED | 52 | 101 | 52 | 166 |
| BANKRUPTCY | 0 | 127 | 0 | 334 |
| REPAIRS | 0 | 124 | 0 | 131 |
| IMPORT COMPETITION | 0 | 120 | 0 | 105 |

* 97/4=Fourth Quarter of 1997

** 97/3=Third Quarter of 1997

Quarterly Separations / Initial Claims



| | 96/4 | 97/1 | 97/2 | 97/3 | 97/4 |
|----------------|-------|-------|-------|-------|-------|
| SEPARATIONS | 2,138 | 1,963 | 1,873 | 1,323 | 907 |
| INITIAL CLAIMS | 2,540 | 1,584 | 2,267 | 2,326 | 1,037 |

For More Info...

By Mail:
 MLS/Economic Analysis Unit
 Labor Market Information
 S.C.E.S.C.
 PO Box 995
 Columbia, SC 29202

By Email:
 Mike Daniels, Unit Supervisor
mdaniels@sces.org

On The Web:
<http://scjob.sces.org/lmi>

