

About The Program

The MLS (Mass Layoff Statistics) Program is a cooperative effort of the U.S. Bureau of Labor Statistics and the S.C. Employment Security Commission. Common definitions and a standard operating system are used in identifying, describing, and tracking major job cutbacks using South Carolina's unemployment insurance databases. Extended layoff events are those in which at least 50 workers are separated for at least 31 days. Separations are the counts of individuals actually laid off from the establishment as obtained by contacting the employer directly. An initial claim is any notice of unemployment filed to request a (1) determination of entitlement to and eligibility for compensation or (2) a subsequent period of unemployment within a benefit year or period of eligibility.

Inside This Issue

- 1 About The Program
Quarterly Review
On The Web
- 2 Layoff Event Size
Geography of Separations
Manufacturing Separations
Nonmanufacturing Separations
- 3 Reasons For Separations
Initial Claimant Characteristics
- 4 Quarterly Trends

LMI On The Web...

For your South Carolina labor market data, try Labor Market Information's web site at:

<http://scjob.sces.org/lmi>

MLS Email...

mdaniels@sces.org

QUARTERLY REVIEW... Separations and Initial Claims Down In First Quarter

Extended mass layoff separations and initial claims dropped in the first quarter of 1998. The first quarter posted 613 extended mass layoff separations, down from the 907 posted in the fourth quarter of 1997. Initial claims declined to 934 in the first quarter from the 1,037 posted in the fourth quarter of 1997. The most cited reason by employers for the extended mass layoff separations was "slack work."

Manufacturing separations dropped by 51 percent to 383 separations in the first quarter of 1998. The majority of manufacturing separations occurred in nondurables. Nonmanufacturing separations were up during the first quarter of 1998. A total of 294 nonmanufacturing separations occurred during the quarter.

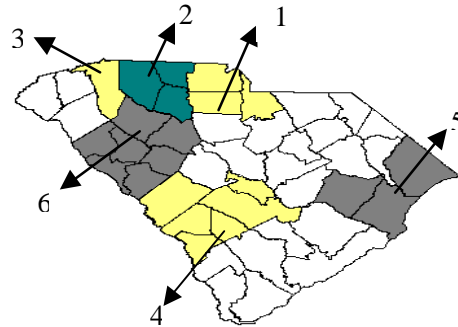
The number of extended mass layoff initial claims in the first quarter of 1998 declined. Approximately 934 extended mass layoff initial claims were filed during the first quarter of 1998.

Layoff Event Size

	Layoff Events		Separations	
	Number	Percent	Number	Percent
Total	8	100.0%	613	100.0%
50-99	6	75.0%	390	63.6%
100-149	2	25.0%	223	36.4%
150-199	0	0.0%	0	0.0%
200-299	0	0.0%	0	0.0%
300-499	0	0.0%	0	0.0%

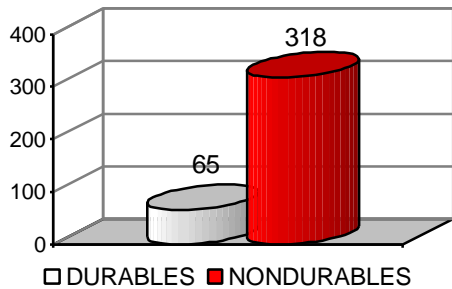
Both the size and total number of extended mass layoffs declined in the first quarter. Layoffs involving fewer than 100 workers made up 75 percent of the quarter's events with 63.6 percent of separations. Approximately 36.4 percent of total separations were contributed to events involving between 100 and 149 workers.

Geography of Separations



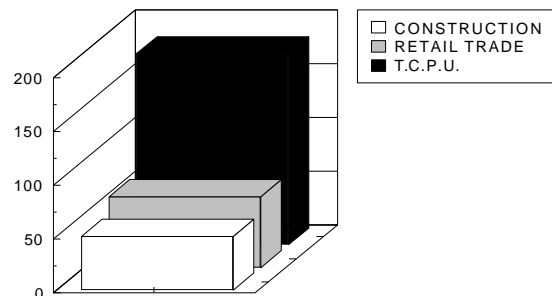
Rank	Service Delivery Area	Separations	%
1	Catawba	178	29.0%
2	CSU	142	23.2%
3	Greenville	109	17.8%
4	Lower Savannah	68	11.1%
5	Waccamaw	66	10.8%
6	Upper Savannah	50	8.2%

Manufacturing Separations



Manufacturing extended mass layoff separations totaled 383 in the first quarter of 1998. Nondurables led manufacturing with 318 separations. Durables contributed the remaining 65 separations.

Nonmanufacturing Separations

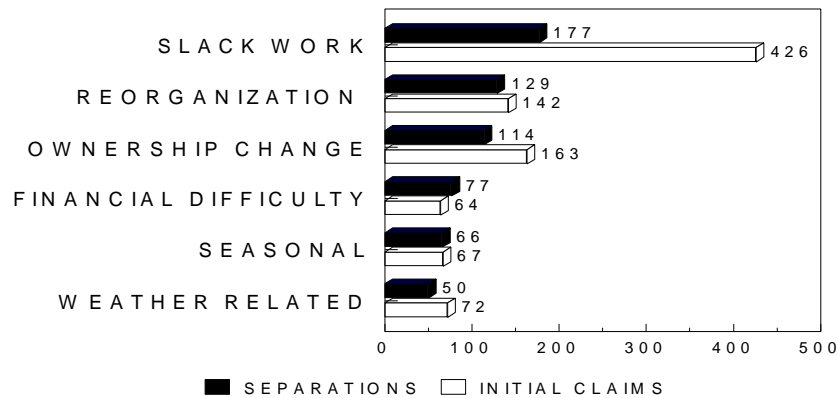


T.C.P.U. = Transportation & Public Utilities

Nonmanufacturing extended mass layoff separations increased to 294 from the previous quarter's 127. Transportation and public utilities posted 178 separations. Retail trade and construction contributed 66 and 50 separations, respectively.



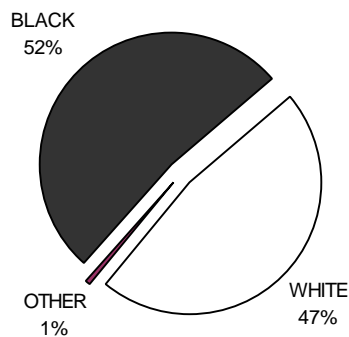
Reasons For Separations



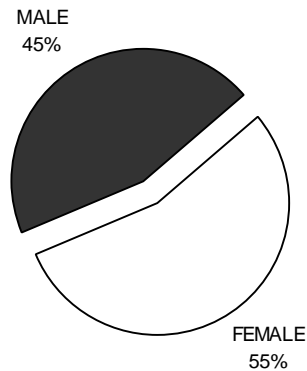
The primary reason cited for extended mass layoffs during the first quarter of 1998 was “slack work.” Approximately 177 separations were contributed to “slack work,” which accounted for 28.9 percent of the quarter’s separations. Extended mass layoffs due to “company reorganization” made up 21 percent of the quarter’s total. “Ownership changes” comprised 18.6 percent of separations. The remaining separations were attributed to “financial difficulty,” “seasonal” trends, and “weather-related” causes, respectively.

Initial Claimant Characteristics

Ethnic Background



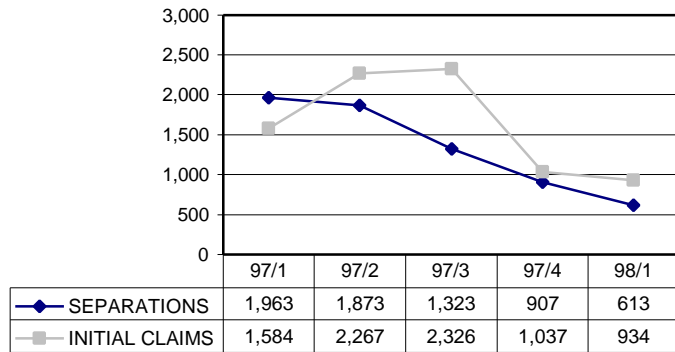
Gender



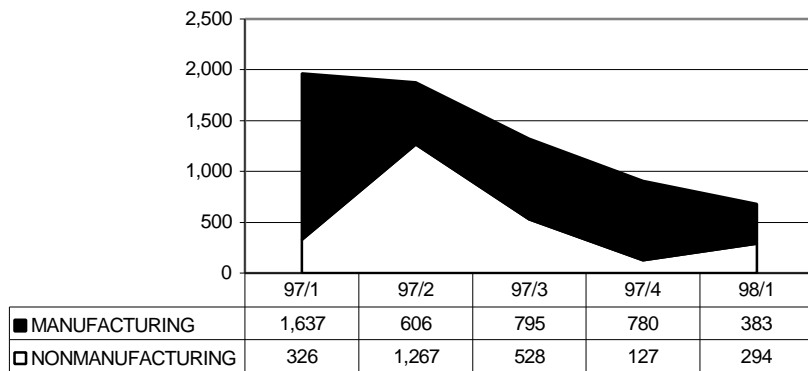
**M
L
S

T
R
E
N
D
S**

Quarterly Separations / Initial Claims



Quarterly Industry Separations



Reasons For Separations

	SEPARATIONS		INITIAL CLAIMS	
	1st QTR 1998	4th QTR 1997	1st QTR 1998	4th QTR 1997
TOTAL	613	907	934	1,116
SLACK WORK	177	609	426	779
REORGANIZATION	129	75	142	66
OWNERSHIP CHANGE	114	0	163	0
FINANCIAL DIFFICULTY	77	62	64	55
SEASONAL	66	0	67	0
WEATHER	50	0	72	0
VACATION	0	109	0	122
CONTRACT COMPLETED	0	52	0	94

