



MLS News

Volume 3, Issue 1

First Quarter of 1999 (January-March)

About The Program

The MLS (Mass Layoff Statistics) Program is a cooperative effort of the U.S. Bureau of Labor Statistics and the S.C. Employment Security Commission. Common definitions and a standard operating system are used in identifying, describing, and tracking major job cutbacks using South Carolina's unemployment insurance databases. Extended layoff events are those in which at least 50 workers are separated for at least 31 days. Separations are the counts of individuals actually laid off from the establishment as obtained by contacting the employer directly. An initial claim is any notice of unemployment filed to request a (1) determination of entitlement to and eligibility for compensation or (2) a subsequent period of unemployment within a benefit year or period of eligibility.

Inside This Issue

- 1 About The Program
Quarterly Review
On The Web
 - 2 Major Industry Division Report
 - 3 Layoff Event Size
Geography of Separations
Industry Separations
Initial Claimant Composition
 - 4 Reasons For Separations
 - 4 Quarterly Trends
-

QUARTERLY REVIEW...

In the first quarter of 1999, 17 companies had layoff events resulting in 1,900 separations. Seven events were registered in both manufacturing and non-manufacturing sectors. Two-thirds of the separations occurred as a result of "slack work."

LMI On The Web...

For your South Carolina labor market data, try Labor Market Information's web site at:

<http://www.sces.org/lmi>

MLS Email...

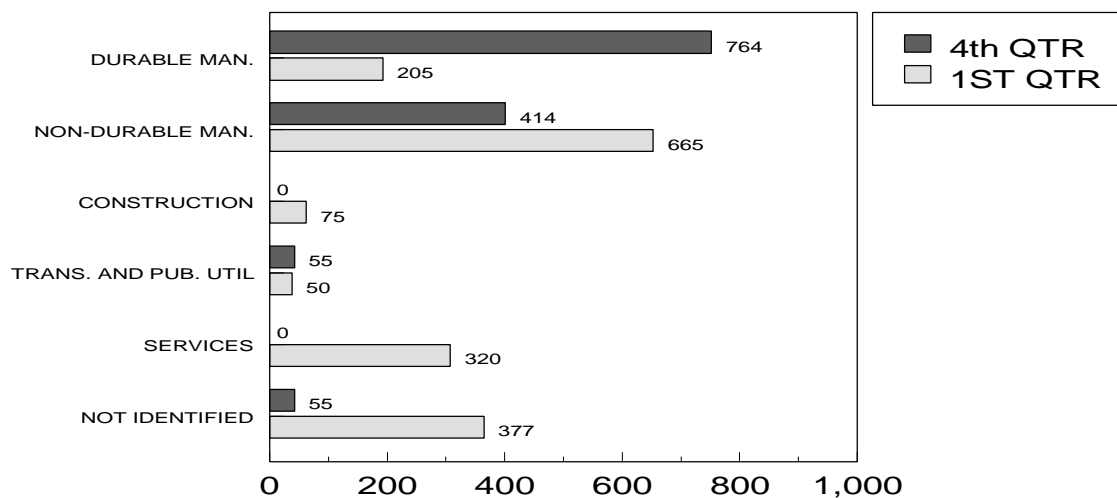
mdaniels@sces.org



Major Industry Division Report

	SEPARATIONS		INITIAL CLAIMS	
	4th QTR 1998	1st QTR 1999	4th QTR 1998	1st QTR 1999
TOTAL	1,288	1,900	1,110	3,168
MANUFACTURING:				
DURABLE	764	205	443	358
NON-DURABLE	414	665	493	1,504
NON-MANUFACTURING:				
CONSTRUCTION	0	75	0	85
TRANS. AND PUBLIC UTILITIES	55	50	111	56
SERVICES	0	320	0	413
NOT IDENTIFIED	55	377	63	421

Separations



Separations in non-durable manufacturing accounted for 35.0 percent of total separations in the first quarter of 1999. The service industry accounted for 16.8 percent with 320 separations.

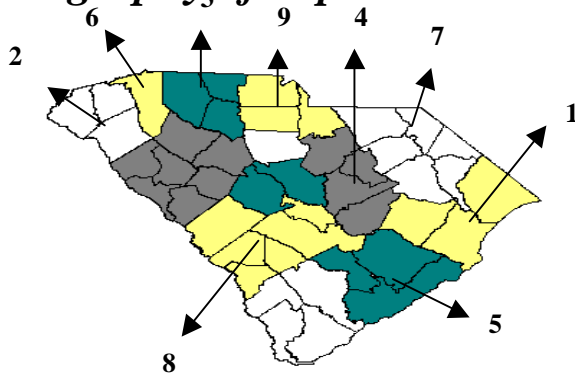


Layoff Event Size

	Layoff Events		Separations	
	Number	Percent	Number	Percent
Total	17	100.0%	1,900	100.0%
50-99	9	52.9%	643	33.8%
100-149	4	23.5%	497	26.2%
150-199	2	11.8%	316	16.6%
200-299	2	11.8%	444	23.4%
300-499	0	0.0%	0	0.0%

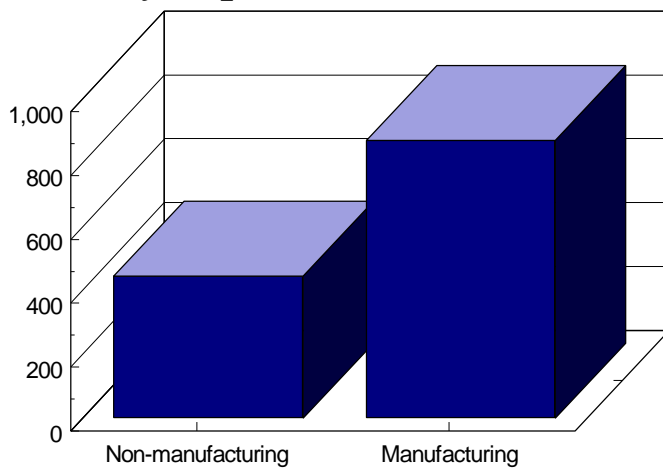
Total layoff events increased to 17 in the first quarter of 1999. Layoffs involving fewer than 100 workers made up 52.9 percent of the quarter's events. Separations totaled 1,900.

Geography₃ of Separations



Rank	Service Delivery Area	Separations	%
1	Waccamaw	541	30.6%
2	Pendleton	285	16.1%
3	CSU	273	15.4%
4	Santee Lynches	205	11.6%
5	Trident	149	8.4%
6	Greenville	99	5.6%
7	Pee Dee	78	4.4%
8	Lower Savannah	75	4.2%
9	Catawba	63	3.6%

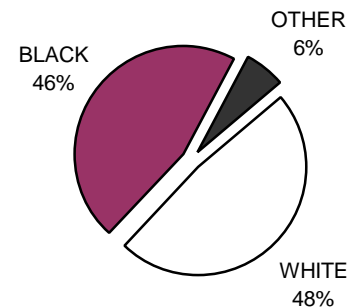
Industry Separations



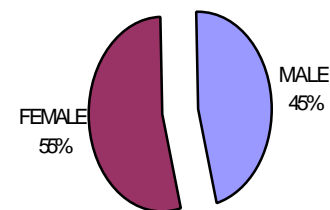
Separations in manufacturing accounted for 45.8 percent of total separations. Non-manufacturing accounted for over 23.4 percent with 445 separations.

Initial Claimant Composition

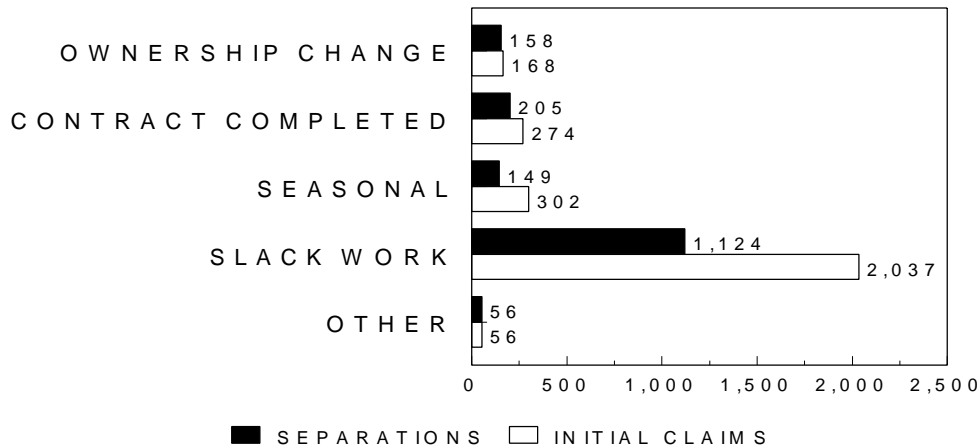
Ethnicity



Gender



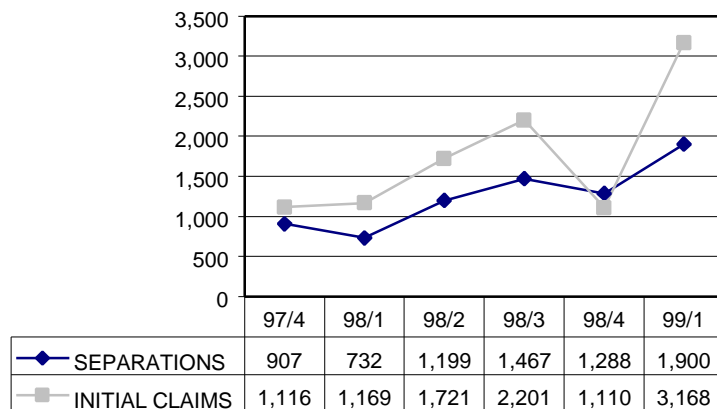
Reasons For Separations



The primary reason cited for extended mass layoffs during the first quarter of 1999 was “slack work.” “Slack work” accounted for approximately 59.2 percent of the quarter’s separations, totaling 1,124 workers. Extended layoffs due to “contract completed” accounted for over 10.8 percent of the total separations.

MLS TRENDS...

Quarterly Separations / Initial Claims



During the first quarter of 1999, separations were up 47.5 percent from the fourth quarter 1998 total of 1,288.



MLS TRENDS...

Reasons For Separations

	SEPARATIONS		INITIAL CLAIMS	
	4th QTR 1998	1st QTR 1999	4th QTR 1998	1st QTR 1999
TOTAL	1,288	1,900	1,110	3,168
SEASONAL	83	149	96	302
SLACK WORK	192	1,124	268	2,037
COMPANY REORGANIZATION	190	0	233	0
VACATION PERIOD	193	0	196	0
OWNERSHIP CHANGE	132	158	132	168
CONTRACT COMPLETED	0	205	0	274
DATA NOT AVAILABLE	0	208	0	331
OTHER	498	56	185	56

