

About The Program

The MLS (Mass Layoff Statistics) Program is a cooperative effort of the U.S. Bureau of Labor Statistics and the S.C. Employment Security Commission. Common definitions and a standard operating system are used in identifying, describing, and tracking major job cutbacks using South Carolina's unemployment insurance databases. Extended layoff events are those in which at least 50 workers are separated for at least 31 days. Separations are the counts of individuals actually laid off from the establishment as obtained by contacting the employer directly. An initial claim is any notice of unemployment filed to request a (1) determination of entitlement to and eligibility for compensation or (2) a subsequent period of unemployment within a benefit year or period of eligibility.

Inside This Issue

- 1 About The Program
Quarterly Review
On The Web
- 2 Major Industry Division Report
- 3 Layoff Event Size
Geography of Separations
Industry Separations
Initial Claimant Composition
- 4 Quarterly Trends
- 5 Reason for Separations

QUARTERLY REVIEW...

In the fourth quarter of 1999, 6 establishments had layoff events resulting in 669 separations. One event was registered in the non-manufacturing sector while five were registered in the manufacturing sector. "Product line discontinued" accounted for 32.9 percent of total separations.

LMI On The Web...

For your South Carolina labor market data, try Labor Market Information's web site at:

<http://www.sces.org/lmi>

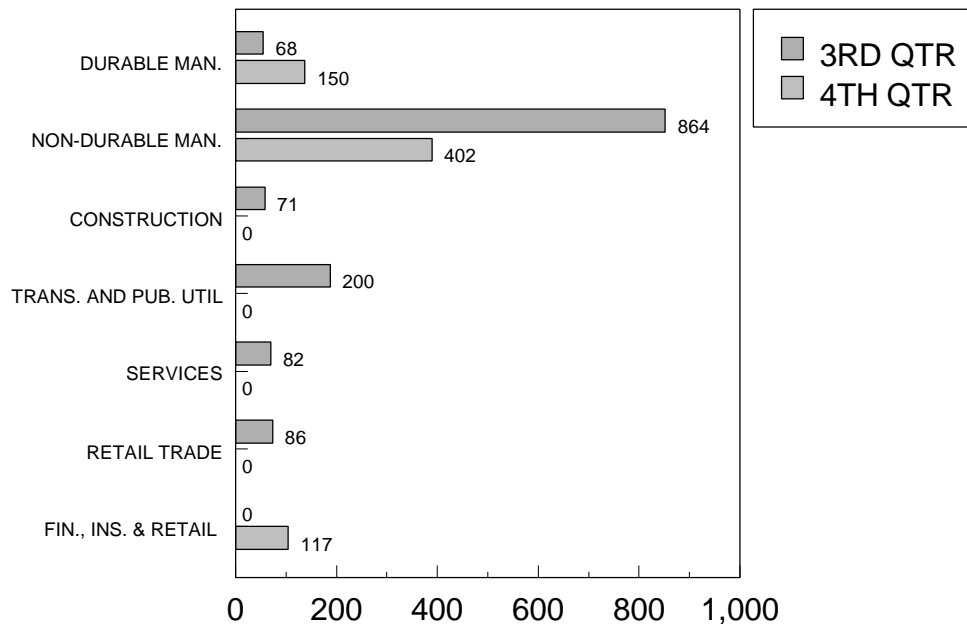
MLS Email...

Blisbon@sces.org

Major Industry Division Report

	3RD QTR 1999	4TH QTR 1999	3RD QTR 1999	4TH QTR 1999
TOTAL	1,371	669	3,518	849
MANUFACTURING:				
DURABLE	68	150	179	82
NON-DURABLE	864	402	2,698	688
NON-MANUFACTURING				
CONSTRUCTION	71	0	92	0
TRANS. AND PUBLIC UTILITIES	200	0	270	0
RETAIL TRADE	86	0	113	0
SERVICES	82	0	166	0
FIN. INS. AND REAL ESTATE	0	117	0	79
NOT IDENTIFIED	0	0	0	0

Separations



Separations in non-durable manufacturing comprised 60.1 percent of total separations. Finance, Insurance and Real Estate accounted for 17.5 percent of total separations.

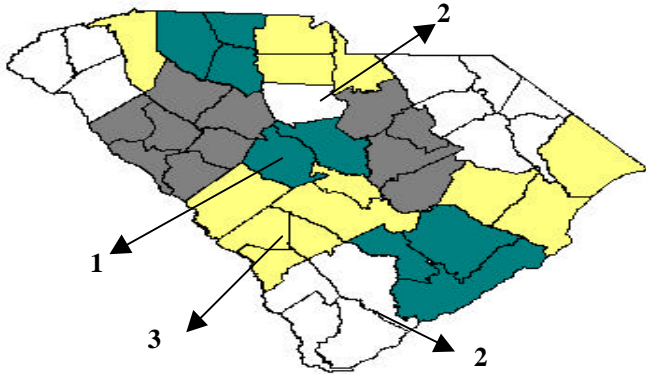


Layoff Event Size

	Layoff Events		Separations	
	Number	Percent	Number	Percent
Total	6	100.0%	669	100.0%
50-99	2	33.3%	143	21.4%
100-149	3	50.0%	376	56.2%
150-199	1	16.7%	150	22.4%
200-299	0	0.0%	0	0.0%
300-499	0	0.0%	0	0.0%

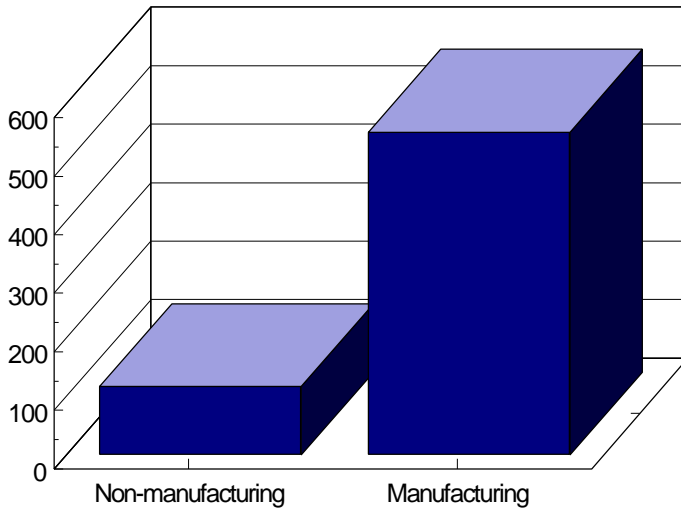
Total layoff events decreased from 11 to 6 in the fourth quarter of 1999. Layoffs involving 100 workers or more made up 56.2 percent of the quarter's separations.

Geography of Separations



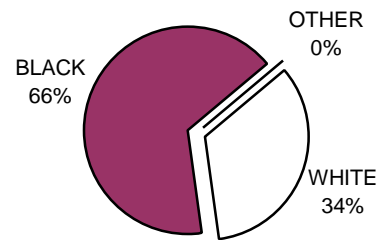
Rank	Service Delivery Area	Separations	%
1	Midlands	267	40.0%
2	Balance of State	73	10.9%
3	Lower Savannah	70	10.5%

Industry Separations

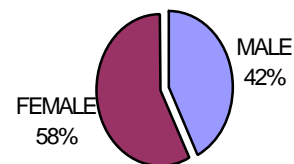


Separations in manufacturing contributed to over 82.5 percent of total separations. Non-manufacturing accounted for 17.5 percent, which totaled 117 separations.

Initial Claimant Composition Ethnicity

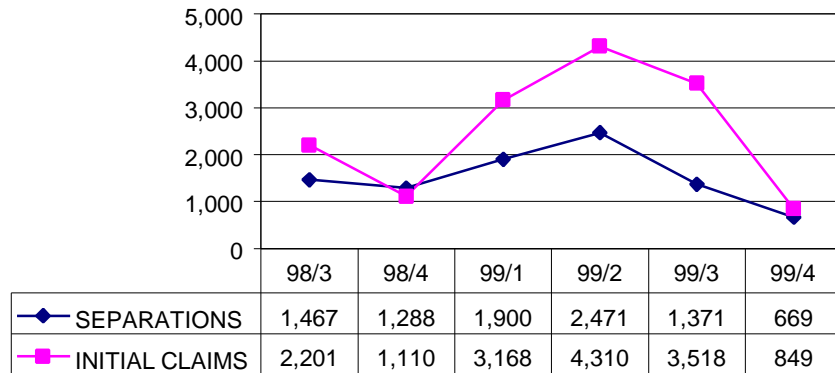


Gender



MLS TRENDS...

Quarterly Separations / Initial Claims



During the fourth quarter of 1999, separations decreased approximately 51.0 percent from the third quarter 1999. Initial claims were down 18.4 percent.

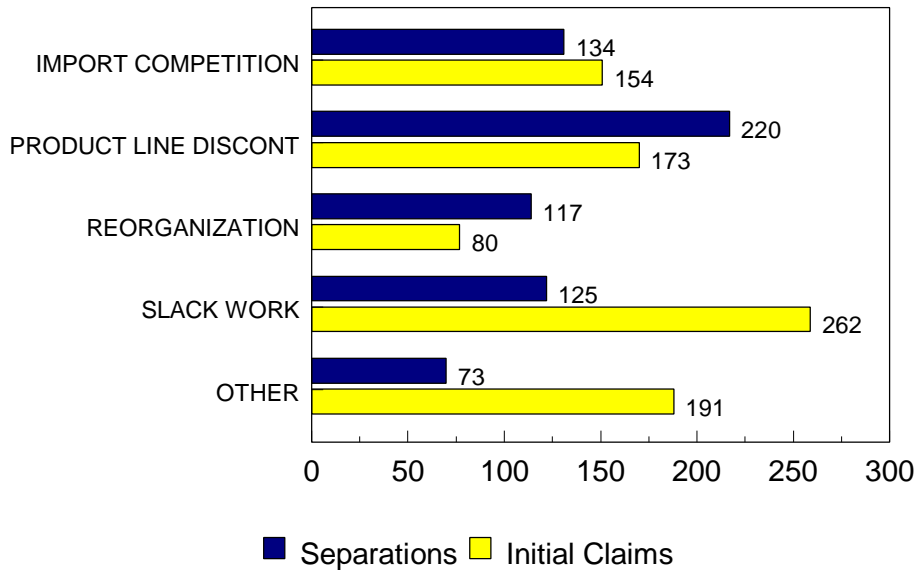
Quarterly Separations / Initial Claims Comparison

QTR/YEAR	TOTAL SEPARATIONS	TOTAL IC	DIFFERENCE: SEPARATIONS - IC	PERCENTAGE (SEPARATIONS - IC)/IC
98/3	1,467	2,201	-734	33.3%
98/4	1,288	1,110	178	16.0%
99/1	1,900	3,168	-1,268	40.0%
99/2	2,471	4,310	-1,839	42.7%
99/3	1,371	3,518	-2,147	61.0%
99/4	669	849	-215	24.3%

MLS TRENDS...

Reasons For Separations

	SEPARATIONS		INITIAL CLAIMS	
	3rd QTR 1999	4th QTR 1999	3rd QTR 1999	4th QTR 1999
TOTAL	1,371	669	3,518	860
SEASONAL	200	0	270	0
SLACK WORK	566	125	2,504	262
OWNERSHIP CHANGE	71	0	92	0
CONTRACT COMPLETED	82	0	166	0
IMPORT COMPETITION	52	134	108	154
PRODUCT LINE DISCONTINUED	0	220	0	173
OVERSEAS RELOCATION	150	0	54	0
REORGANIZATION	0	117	0	80
OTHER	250	73	324	191



The primary reason cited for extended mass layoffs during the fourth quarter of 1999 was “product line discontinued;” which accounted for 32.9 percent of total separations. Extended layoffs due to “seasonal employment” and “overseas relocation” accounted for 14.6 percent and 10.9 percent respectively of total separations.

