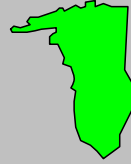


Labor Force Data by
Workforce Investment Area
August 2008



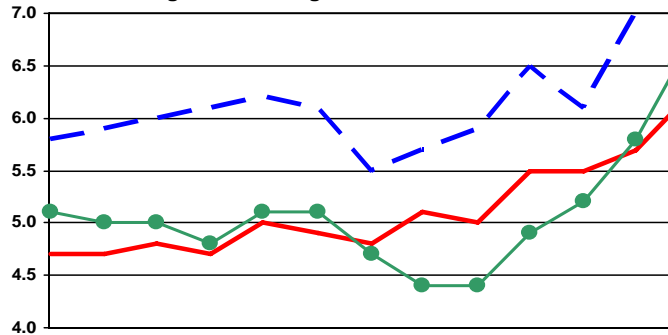
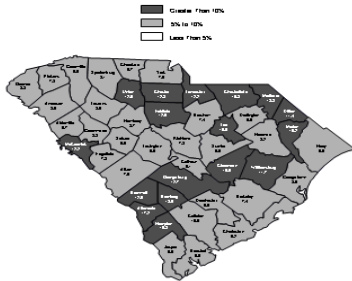
Greenville

Labor Force Data -August 2008

	Labor Force	Employment	Unemployment	Unemployment Rate
Greenville WIA	225,312	210,762	14,550	6.5
Greenville County	225,312	210,762	14,550	6.5

Unemployment in the Greenville WIA increased from 5.8% in July to 6.5% in August. The state's unemployment rate increased from 7.0% in July to 7.6% in August.

**Unemployment Rates
August 2007 - August 2008**



	Aug-07	Sep-07	Oct-07	Nov-07	Dec-07	Jan-08	Feb-08	Mar-08	Apr-08	May-08	Jun-08	Jul-08	Aug-08
SC	5.8	5.9	6.0	6.1	6.2	6.1	5.5	5.7	5.9	6.5	6.1	7.0	7.6
US	4.7	4.7	4.8	4.7	5.0	4.9	4.8	5.1	5.0	5.5	5.5	5.7	6.1
Greenville	5.1	5.0	5.0	4.8	5.1	5.1	4.7	4.4	4.4	4.9	5.2	5.8	6.5



Contact: Sam McClary
803-737-2660
South Carolina Employment Security Commission
Labor Market Information/LAUS Unit



WIA Labor Force Data August 2008

	LABOR FORCE			UNEMPLOYMENT			% OF LABOR FORCE		
	August 2008	July 2008	August 2007	August 2008	July 2008	August 2007	August 2008	July 2008	August 2007
Catawba WIA	153,975	154,828	149,060	14,223	13,260	10,196	9.2	8.6	6.8
Chester County	15,799	15,751	15,743	2,020	1,901	1,839	12.8	12.1	11.7
Lancaster County	30,440	30,264	29,781	3,728	3,413	2,795	12.2	11.3	9.4
York County	107,736	108,813	103,536	8,475	7,946	5,562	7.9	7.3	5.4
Greenville WIA	225,312	227,760	218,349	14,550	13,101	11,034	6.5	5.8	5.1
Greenville County	225,312	227,760	218,349	14,550	13,101	11,034	6.5	5.8	5.1
Lowcountry WIA	102,723	102,688	102,962	7,164	6,811	5,203	7.0	6.6	5.1
Beaufort County	66,463	66,620	67,101	3,892	3,821	3,050	5.9	5.7	4.5
Colleton County	17,246	17,095	16,904	1,730	1,514	1,082	10.0	8.9	6.4
Hampton County	8,182	8,104	8,065	839	773	547	10.3	9.5	6.8
Jasper County	10,832	10,869	10,892	703	703	524	6.5	6.5	4.8
Lower Savannah WIA	144,694	144,670	142,103	14,021	12,455	10,126	9.7	8.6	7.1
Aiken County	75,587	76,346	74,491	5,285	4,674	4,147	7.0	6.1	5.6
Allendale County	3,811	3,742	3,593	654	595	358	17.2	15.9	10.0
Bamberg County	6,503	6,394	6,349	904	807	606	13.9	12.6	9.5
Barnwell County	9,075	8,962	8,945	1,136	1,004	860	12.5	11.2	9.6
Calhoun County	7,327	7,396	7,158	667	601	472	9.1	8.1	6.6
Orangeburg County	42,391	41,830	41,567	5,375	4,774	3,683	12.7	11.4	8.9
Midlands WIA	326,735	331,193	322,902	22,303	20,577	17,269	6.8	6.2	5.3
Fairfield County	12,033	12,164	11,542	1,514	1,432	982	12.6	11.8	8.5
Lexington County	133,674	135,745	132,550	7,512	7,020	5,890	5.6	5.2	4.4
Richland County	181,028	183,284	178,810	13,277	12,125	10,397	7.3	6.6	5.8
Pee Dee WIA	155,441	153,790	153,135	15,523	14,187	11,794	10.0	9.2	7.7
Chesterfield County	18,926	18,770	18,661	1,949	1,773	1,432	10.3	9.4	7.7
Darlington County	32,698	32,268	31,861	3,092	2,743	2,102	9.5	8.5	6.6
Dillon County	13,500	13,346	13,582	1,538	1,434	1,344	11.4	10.7	9.9
Florence County	64,900	64,229	63,918	5,304	4,796	4,013	8.2	7.5	6.3
Marion County	13,380	13,274	13,054	2,038	1,951	1,529	15.2	14.7	11.7
Marlboro County	12,037	11,903	12,059	1,602	1,490	1,374	13.3	12.5	11.4
WorkLink WIA	176,991	177,491	173,451	13,829	12,215	10,665	7.8	6.9	6.1
Anderson County	86,068	86,202	84,588	6,872	6,063	5,195	8.0	7.0	6.1
Oconee County	30,539	30,472	30,503	2,538	2,335	2,160	8.3	7.7	7.1
Pickens County	60,384	60,817	58,360	4,419	3,817	3,310	7.3	6.3	5.7
Santee - Lynchess WIA	97,317	96,537	96,701	8,687	8,090	6,788	8.9	8.4	7.0
Clarendon County	13,020	12,867	12,976	1,420	1,349	1,125	10.9	10.5	8.7
Kershaw County	30,342	30,709	29,901	2,258	2,055	1,706	7.4	6.7	5.7
Lee County	8,314	8,218	8,267	883	826	683	10.6	10.1	8.3
Sumter County	45,641	44,743	45,557	4,126	3,860	3,274	9.0	8.6	7.2
Trident WIA	320,164	327,202	315,563	20,882	19,472	15,231	6.5	6.0	4.8
Berkeley County	77,528	79,094	75,961	5,699	5,238	3,880	7.4	6.6	5.1
Charleston County	178,727	182,819	176,708	11,035	10,393	8,427	6.2	5.7	4.8
Dorchester County	63,909	65,289	62,894	4,148	3,841	2,924	6.5	5.9	4.6
Upper Savannah WIA	120,263	120,269	119,303	10,179	9,091	8,600	8.5	7.6	7.2
Abbeville County	11,493	11,374	11,522	1,119	974	968	9.7	8.6	8.4
Edgefield County	11,071	11,152	10,905	865	747	693	7.8	6.7	6.4
Greenwood County	31,278	31,012	31,341	2,741	2,426	2,249	8.8	7.8	7.2
Laurens County	34,986	35,353	34,402	2,791	2,563	2,733	8.0	7.2	7.9
McCormick County	3,593	3,534	3,572	439	379	346	12.2	10.7	9.7
Newberry County	18,318	18,203	18,119	1,591	1,432	1,095	8.7	7.9	6.0
Saluda County	9,524	9,641	9,442	633	570	516	6.6	5.9	5.5
Upstate WIA	175,227	173,254	168,441	15,204	13,876	10,758	8.7	8.0	6.4
Cherokee County	25,704	25,524	25,226	2,503	2,325	1,765	9.7	9.1	7.0
Spartanburg County	137,566	135,967	131,587	11,206	10,215	7,905	8.1	7.5	6.0
Union County	11,957	11,763	11,628	1,495	1,336	1,088	12.5	11.4	9.4
Waccamaw WIA	187,631	187,671	183,892	13,585	12,413	9,350	7.2	6.6	5.1
Georgetown County	30,449	30,311	30,264	2,439	2,249	1,800	8.0	7.4	5.9
Horry County	141,224	141,562	137,896	9,286	8,444	6,173	6.6	6.0	4.5
Williamsburg County	15,958	15,798	15,732	1,860	1,720	1,377	11.7	10.9	8.8