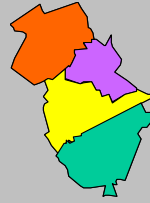


# Labor Force Data by Workforce Investment Area August 2008



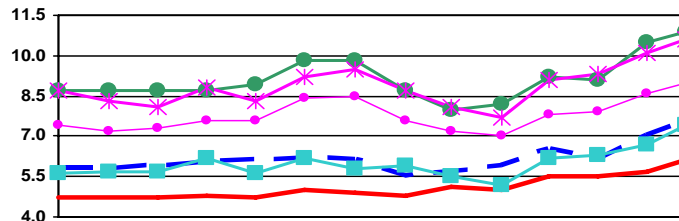
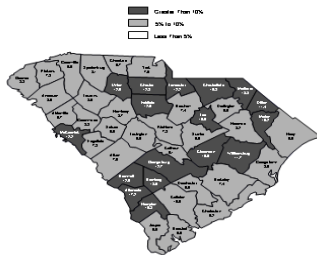
## Santee-Lynches

### Labor Force Data -August 2008

	Labor Force	Employment	Unemployment	Unemployment Rate
<b>Santee - Lynches WIA</b>	<b>97,317</b>	<b>88,630</b>	<b>8,687</b>	<b>8.9</b>
Clarendon County	13,020	11,600	1,420	10.9
Kershaw County	30,342	28,084	2,258	7.4
Lee County	8,314	7,431	883	10.6
Sumter County	45,641	41,515	4,126	9.0

Unemployment in the Santee-Lynches WIA increased from 8.4% in July to 8.9% in August. Clarendon County reported the highest rate at 10.9%, while Kershaw County had the lowest rate at 7.4%. The state's unemployment rate increased from 7.0% in July to 7.6% in August.

Unemployment Rates August 2007- August 2008



	Jul-07	Aug-07	Sep-07	Oct-07	Nov-07	Dec-07	Jan-08	Feb-08	Mar-08	Apr-08	May-08	Jun-08	Jul-08	Aug-08
— SC	5.8	5.8	5.9	6.0	6.1	6.2	6.1	5.5	5.7	5.9	6.5	6.1	7.0	7.6
— US	4.7	4.7	4.7	4.8	4.7	5.0	4.9	4.8	5.1	5.0	5.5	5.5	5.7	6.1
— Clarendon	8.7	8.7	8.7	8.7	8.9	9.8	9.8	8.7	8.0	8.2	9.2	9.1	10.5	10.9
— Kershaw	5.6	5.7	5.7	6.2	5.6	6.2	5.8	5.9	5.5	5.2	6.2	6.3	6.7	7.4
— Lee	8.7	8.3	8.1	8.8	8.3	9.2	9.5	8.7	8.1	7.7	9.1	9.3	10.1	10.6
— Sumter	7.4	7.2	7.3	7.6	7.6	8.4	8.5	7.6	7.2	7.0	7.8	7.9	8.6	9.0



Contact: Sam McClary  
803-737-2660  
South Carolina Employment Security Commission  
Labor Market Information/LAUS Unit



**WIA Labor Force Data August 2008**

	LABOR FORCE			UNEMPLOYMENT			% OF LABOR FORCE		
	August 2008	July 2008	August 2007	August 2008	July 2008	August 2007	August 2008	July 2008	August 2007
<b>Catawba WIA</b>	<b>153,975</b>	<b>154,828</b>	<b>149,060</b>	<b>14,223</b>	<b>13,260</b>	<b>10,196</b>	<b>9.2</b>	<b>8.6</b>	<b>6.8</b>
Chester County	15,799	15,751	15,743	2,020	1,901	1,839	12.8	12.1	11.7
Lancaster County	30,440	30,264	29,781	3,728	3,413	2,795	12.2	11.3	9.4
York County	107,736	108,813	103,536	8,475	7,946	5,562	7.9	7.3	5.4
<b>Greenville WIA</b>	<b>225,312</b>	<b>227,760</b>	<b>218,349</b>	<b>14,550</b>	<b>13,101</b>	<b>11,034</b>	<b>6.5</b>	<b>5.8</b>	<b>5.1</b>
Greenville County	225,312	227,760	218,349	14,550	13,101	11,034	6.5	5.8	5.1
<b>Lowcountry WIA</b>	<b>102,723</b>	<b>102,688</b>	<b>102,962</b>	<b>7,164</b>	<b>6,811</b>	<b>5,203</b>	<b>7.0</b>	<b>6.6</b>	<b>5.1</b>
Beaufort County	66,463	66,620	67,101	3,892	3,821	3,050	5.9	5.7	4.5
Colleton County	17,246	17,095	16,904	1,730	1,514	1,082	10.0	8.9	6.4
Hampton County	8,182	8,104	8,065	839	773	547	10.3	9.5	6.8
Jasper County	10,832	10,869	10,892	703	703	524	6.5	6.5	4.8
<b>Lower Savannah WIA</b>	<b>144,694</b>	<b>144,670</b>	<b>142,103</b>	<b>14,021</b>	<b>12,455</b>	<b>10,126</b>	<b>9.7</b>	<b>8.6</b>	<b>7.1</b>
Aiken County	75,587	76,346	74,491	5,285	4,674	4,147	7.0	6.1	5.6
Allendale County	3,811	3,742	3,593	654	595	358	17.2	15.9	10.0
Bamberg County	6,503	6,394	6,349	904	807	606	13.9	12.6	9.5
Barnwell County	9,075	8,962	8,945	1,136	1,004	860	12.5	11.2	9.6
Calhoun County	7,327	7,396	7,158	667	601	472	9.1	8.1	6.6
Orangeburg County	42,391	41,830	41,567	5,375	4,774	3,683	12.7	11.4	8.9
<b>Midlands WIA</b>	<b>326,735</b>	<b>331,193</b>	<b>322,902</b>	<b>22,303</b>	<b>20,577</b>	<b>17,269</b>	<b>6.8</b>	<b>6.2</b>	<b>5.3</b>
Fairfield County	12,033	12,164	11,542	1,514	1,432	982	12.6	11.8	8.5
Lexington County	133,674	135,745	132,550	7,512	7,020	5,890	5.6	5.2	4.4
Richland County	181,028	183,284	178,810	13,277	12,125	10,397	7.3	6.6	5.8
<b>Pee Dee WIA</b>	<b>155,441</b>	<b>153,790</b>	<b>153,135</b>	<b>15,523</b>	<b>14,187</b>	<b>11,794</b>	<b>10.0</b>	<b>9.2</b>	<b>7.7</b>
Chesterfield County	18,926	18,770	18,661	1,949	1,773	1,432	10.3	9.4	7.7
Darlington County	32,698	32,268	31,861	3,092	2,743	2,102	9.5	8.5	6.6
Dillon County	13,500	13,346	13,582	1,538	1,434	1,344	11.4	10.7	9.9
Florence County	64,900	64,229	63,918	5,304	4,796	4,013	8.2	7.5	6.3
Marion County	13,380	13,274	13,054	2,038	1,951	1,529	15.2	14.7	11.7
Marlboro County	12,037	11,903	12,059	1,602	1,490	1,374	13.3	12.5	11.4
<b>WorkLink WIA</b>	<b>176,991</b>	<b>177,491</b>	<b>173,451</b>	<b>13,829</b>	<b>12,215</b>	<b>10,665</b>	<b>7.8</b>	<b>6.9</b>	<b>6.1</b>
Anderson County	86,068	86,202	84,588	6,872	6,063	5,195	8.0	7.0	6.1
Oconee County	30,539	30,472	30,503	2,538	2,335	2,160	8.3	7.7	7.1
Pickens County	60,384	60,817	58,360	4,419	3,817	3,310	7.3	6.3	5.7
<b>Santee - Lynchess WIA</b>	<b>97,317</b>	<b>96,537</b>	<b>96,701</b>	<b>8,687</b>	<b>8,090</b>	<b>6,788</b>	<b>8.9</b>	<b>8.4</b>	<b>7.0</b>
Clarendon County	13,020	12,867	12,976	1,420	1,349	1,125	10.9	10.5	8.7
Kershaw County	30,342	30,709	29,901	2,258	2,055	1,706	7.4	6.7	5.7
Lee County	8,314	8,218	8,267	883	826	683	10.6	10.1	8.3
Sumter County	45,641	44,743	45,557	4,126	3,860	3,274	9.0	8.6	7.2
<b>Trident WIA</b>	<b>320,164</b>	<b>327,202</b>	<b>315,563</b>	<b>20,882</b>	<b>19,472</b>	<b>15,231</b>	<b>6.5</b>	<b>6.0</b>	<b>4.8</b>
Berkeley County	77,528	79,094	75,961	5,699	5,238	3,880	7.4	6.6	5.1
Charleston County	178,727	182,819	176,708	11,035	10,393	8,427	6.2	5.7	4.8
Dorchester County	63,909	65,289	62,894	4,148	3,841	2,924	6.5	5.9	4.6
<b>Upper Savannah WIA</b>	<b>120,263</b>	<b>120,269</b>	<b>119,303</b>	<b>10,179</b>	<b>9,091</b>	<b>8,600</b>	<b>8.5</b>	<b>7.6</b>	<b>7.2</b>
Abbeville County	11,493	11,374	11,522	1,119	974	968	9.7	8.6	8.4
Edgefield County	11,071	11,152	10,905	865	747	693	7.8	6.7	6.4
Greenwood County	31,278	31,012	31,341	2,741	2,426	2,249	8.8	7.8	7.2
Laurens County	34,986	35,353	34,402	2,791	2,563	2,733	8.0	7.2	7.9
McCormick County	3,593	3,534	3,572	439	379	346	12.2	10.7	9.7
Newberry County	18,318	18,203	18,119	1,591	1,432	1,095	8.7	7.9	6.0
Saluda County	9,524	9,641	9,442	633	570	516	6.6	5.9	5.5
<b>Upstate WIA</b>	<b>175,227</b>	<b>173,254</b>	<b>168,441</b>	<b>15,204</b>	<b>13,876</b>	<b>10,758</b>	<b>8.7</b>	<b>8.0</b>	<b>6.4</b>
Cherokee County	25,704	25,524	25,226	2,503	2,325	1,765	9.7	9.1	7.0
Spartanburg County	137,566	135,967	131,587	11,206	10,215	7,905	8.1	7.5	6.0
Union County	11,957	11,763	11,628	1,495	1,336	1,088	12.5	11.4	9.4
<b>Waccamaw WIA</b>	<b>187,631</b>	<b>187,671</b>	<b>183,892</b>	<b>13,585</b>	<b>12,413</b>	<b>9,350</b>	<b>7.2</b>	<b>6.6</b>	<b>5.1</b>
Georgetown County	30,449	30,311	30,264	2,439	2,249	1,800	8.0	7.4	5.9
Horry County	141,224	141,562	137,896	9,286	8,444	6,173	6.6	6.0	4.5
Williamsburg County	15,958	15,798	15,732	1,860	1,720	1,377	11.7	10.9	8.8