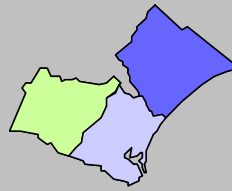


Labor Force Data by
Workforce Investment Area
August 2008



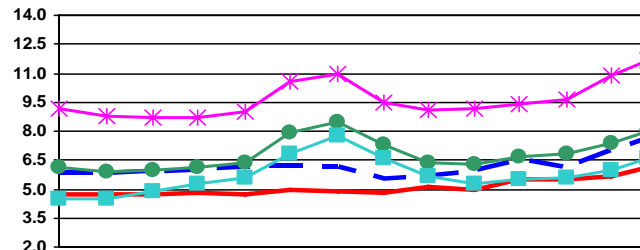
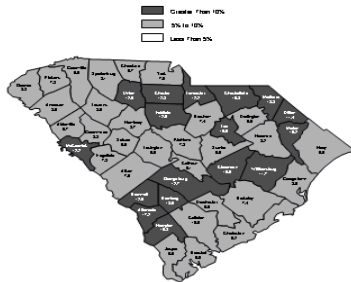
Waccamaw

Labor Force Data -August 2008

| | Labor Force | Employment | Unemployment | Unemployment Rate |
|---------------------|-------------|------------|--------------|-------------------|
| Waccamaw WIA | 187,631 | 174,046 | 13,585 | 7.2 |
| Georgetown County | 30,449 | 28,010 | 2,439 | 8.0 |
| Horry County | 141,224 | 131,938 | 9,286 | 6.6 |
| Williamsburg County | 15,958 | 14,098 | 1,860 | 11.7 |

Unemployment in the Waccamaw WIA increased from 6.6% in July to 7.2% in August. Williamsburg County reported the highest rate at 11.7%, while Horry County had the lowest rate at 6.6%. The state's unemployment rate increased from 7.0% in July to 7.6% in August.

Unemployment Rates
August 2007- August 2008



| | Jul-07 | Aug-07 | Sep-07 | Oct-07 | Nov-07 | Dec-07 | Jan-08 | Feb-08 | Mar-08 | Apr-08 | May-08 | Jun-08 | Jul-08 | Aug-08 |
|--------------|--------|--------|--------|--------|--------|--------|--------|--------|--------|--------|--------|--------|--------|--------|
| SC | 5.8 | 5.8 | 5.9 | 6.0 | 6.1 | 6.2 | 6.1 | 5.5 | 5.7 | 5.9 | 6.5 | 6.1 | 7.0 | 7.6 |
| US | 4.7 | 4.7 | 4.7 | 4.8 | 4.7 | 5.0 | 4.9 | 4.8 | 5.1 | 5.0 | 5.5 | 5.5 | 5.7 | 6.1 |
| Georgetown | 6.1 | 5.9 | 6.0 | 6.1 | 6.4 | 7.9 | 8.5 | 7.3 | 6.4 | 6.3 | 6.7 | 6.8 | 7.4 | 8.0 |
| Horry | 4.5 | 4.5 | 4.9 | 5.3 | 5.6 | 6.8 | 7.8 | 6.6 | 5.7 | 5.3 | 5.5 | 5.6 | 6.0 | 6.6 |
| Williamsburg | 9.2 | 8.8 | 8.7 | 8.7 | 9.0 | 10.6 | 11.0 | 9.5 | 9.1 | 9.2 | 9.4 | 9.6 | 10.9 | 11.7 |



Contact: Sam McClary
803-737-2660
South Carolina Employment Security Commission
Labor Market Information/LAUS Unit



WIA Labor Force Data August 2008

| | LABOR FORCE | | | UNEMPLOYMENT | | | % OF LABOR FORCE | | |
|------------------------------|----------------|----------------|----------------|---------------|---------------|---------------|------------------|------------|-------------|
| | August 2008 | July 2008 | August 2007 | August 2008 | July 2008 | August 2007 | August 2008 | July 2008 | August 2007 |
| Catawba WIA | 153,975 | 154,828 | 149,060 | 14,223 | 13,260 | 10,196 | 9.2 | 8.6 | 6.8 |
| Chester County | 15,799 | 15,751 | 15,743 | 2,020 | 1,901 | 1,839 | 12.8 | 12.1 | 11.7 |
| Lancaster County | 30,440 | 30,264 | 29,781 | 3,728 | 3,413 | 2,795 | 12.2 | 11.3 | 9.4 |
| York County | 107,736 | 108,813 | 103,536 | 8,475 | 7,946 | 5,562 | 7.9 | 7.3 | 5.4 |
| Greenville WIA | 225,312 | 227,760 | 218,349 | 14,550 | 13,101 | 11,034 | 6.5 | 5.8 | 5.1 |
| Greenville County | 225,312 | 227,760 | 218,349 | 14,550 | 13,101 | 11,034 | 6.5 | 5.8 | 5.1 |
| Lowcountry WIA | 102,723 | 102,688 | 102,962 | 7,164 | 6,811 | 5,203 | 7.0 | 6.6 | 5.1 |
| Beaufort County | 66,463 | 66,620 | 67,101 | 3,892 | 3,821 | 3,050 | 5.9 | 5.7 | 4.5 |
| Colleton County | 17,246 | 17,095 | 16,904 | 1,730 | 1,514 | 1,082 | 10.0 | 8.9 | 6.4 |
| Hampton County | 8,182 | 8,104 | 8,065 | 839 | 773 | 547 | 10.3 | 9.5 | 6.8 |
| Jasper County | 10,832 | 10,869 | 10,892 | 703 | 703 | 524 | 6.5 | 6.5 | 4.8 |
| Lower Savannah WIA | 144,694 | 144,670 | 142,103 | 14,021 | 12,455 | 10,126 | 9.7 | 8.6 | 7.1 |
| Aiken County | 75,587 | 76,346 | 74,491 | 5,285 | 4,674 | 4,147 | 7.0 | 6.1 | 5.6 |
| Allendale County | 3,811 | 3,742 | 3,593 | 654 | 595 | 358 | 17.2 | 15.9 | 10.0 |
| Bamberg County | 6,503 | 6,394 | 6,349 | 904 | 807 | 606 | 13.9 | 12.6 | 9.5 |
| Barnwell County | 9,075 | 8,962 | 8,945 | 1,136 | 1,004 | 860 | 12.5 | 11.2 | 9.6 |
| Calhoun County | 7,327 | 7,396 | 7,158 | 667 | 601 | 472 | 9.1 | 8.1 | 6.6 |
| Orangeburg County | 42,391 | 41,830 | 41,567 | 5,375 | 4,774 | 3,683 | 12.7 | 11.4 | 8.9 |
| Midlands WIA | 326,735 | 331,193 | 322,902 | 22,303 | 20,577 | 17,269 | 6.8 | 6.2 | 5.3 |
| Fairfield County | 12,033 | 12,164 | 11,542 | 1,514 | 1,432 | 982 | 12.6 | 11.8 | 8.5 |
| Lexington County | 133,674 | 135,745 | 132,550 | 7,512 | 7,020 | 5,890 | 5.6 | 5.2 | 4.4 |
| Richland County | 181,028 | 183,284 | 178,810 | 13,277 | 12,125 | 10,397 | 7.3 | 6.6 | 5.8 |
| Pee Dee WIA | 155,441 | 153,790 | 153,135 | 15,523 | 14,187 | 11,794 | 10.0 | 9.2 | 7.7 |
| Chesterfield County | 18,926 | 18,770 | 18,661 | 1,949 | 1,773 | 1,432 | 10.3 | 9.4 | 7.7 |
| Darlington County | 32,698 | 32,268 | 31,861 | 3,092 | 2,743 | 2,102 | 9.5 | 8.5 | 6.6 |
| Dillon County | 13,500 | 13,346 | 13,582 | 1,538 | 1,434 | 1,344 | 11.4 | 10.7 | 9.9 |
| Florence County | 64,900 | 64,229 | 63,918 | 5,304 | 4,796 | 4,013 | 8.2 | 7.5 | 6.3 |
| Marion County | 13,380 | 13,274 | 13,054 | 2,038 | 1,951 | 1,529 | 15.2 | 14.7 | 11.7 |
| Marlboro County | 12,037 | 11,903 | 12,059 | 1,602 | 1,490 | 1,374 | 13.3 | 12.5 | 11.4 |
| WorkLink WIA | 176,991 | 177,491 | 173,451 | 13,829 | 12,215 | 10,665 | 7.8 | 6.9 | 6.1 |
| Anderson County | 86,068 | 86,202 | 84,588 | 6,872 | 6,063 | 5,195 | 8.0 | 7.0 | 6.1 |
| Oconee County | 30,539 | 30,472 | 30,503 | 2,538 | 2,335 | 2,160 | 8.3 | 7.7 | 7.1 |
| Pickens County | 60,384 | 60,817 | 58,360 | 4,419 | 3,817 | 3,310 | 7.3 | 6.3 | 5.7 |
| Santee - Lynchess WIA | 97,317 | 96,537 | 96,701 | 8,687 | 8,090 | 6,788 | 8.9 | 8.4 | 7.0 |
| Clarendon County | 13,020 | 12,867 | 12,976 | 1,420 | 1,349 | 1,125 | 10.9 | 10.5 | 8.7 |
| Kershaw County | 30,342 | 30,709 | 29,901 | 2,258 | 2,055 | 1,706 | 7.4 | 6.7 | 5.7 |
| Lee County | 8,314 | 8,218 | 8,267 | 883 | 826 | 683 | 10.6 | 10.1 | 8.3 |
| Sumter County | 45,641 | 44,743 | 45,557 | 4,126 | 3,860 | 3,274 | 9.0 | 8.6 | 7.2 |
| Trident WIA | 320,164 | 327,202 | 315,563 | 20,882 | 19,472 | 15,231 | 6.5 | 6.0 | 4.8 |
| Berkeley County | 77,528 | 79,094 | 75,961 | 5,699 | 5,238 | 3,880 | 7.4 | 6.6 | 5.1 |
| Charleston County | 178,727 | 182,819 | 176,708 | 11,035 | 10,393 | 8,427 | 6.2 | 5.7 | 4.8 |
| Dorchester County | 63,909 | 65,289 | 62,894 | 4,148 | 3,841 | 2,924 | 6.5 | 5.9 | 4.6 |
| Upper Savannah WIA | 120,263 | 120,269 | 119,303 | 10,179 | 9,091 | 8,600 | 8.5 | 7.6 | 7.2 |
| Abbeville County | 11,493 | 11,374 | 11,522 | 1,119 | 974 | 968 | 9.7 | 8.6 | 8.4 |
| Edgefield County | 11,071 | 11,152 | 10,905 | 865 | 747 | 693 | 7.8 | 6.7 | 6.4 |
| Greenwood County | 31,278 | 31,012 | 31,341 | 2,741 | 2,426 | 2,249 | 8.8 | 7.8 | 7.2 |
| Laurens County | 34,986 | 35,353 | 34,402 | 2,791 | 2,563 | 2,733 | 8.0 | 7.2 | 7.9 |
| McCormick County | 3,593 | 3,534 | 3,572 | 439 | 379 | 346 | 12.2 | 10.7 | 9.7 |
| Newberry County | 18,318 | 18,203 | 18,119 | 1,591 | 1,432 | 1,095 | 8.7 | 7.9 | 6.0 |
| Saluda County | 9,524 | 9,641 | 9,442 | 633 | 570 | 516 | 6.6 | 5.9 | 5.5 |
| Upstate WIA | 175,227 | 173,254 | 168,441 | 15,204 | 13,876 | 10,758 | 8.7 | 8.0 | 6.4 |
| Cherokee County | 25,704 | 25,524 | 25,226 | 2,503 | 2,325 | 1,765 | 9.7 | 9.1 | 7.0 |
| Spartanburg County | 137,566 | 135,967 | 131,587 | 11,206 | 10,215 | 7,905 | 8.1 | 7.5 | 6.0 |
| Union County | 11,957 | 11,763 | 11,628 | 1,495 | 1,336 | 1,088 | 12.5 | 11.4 | 9.4 |
| Waccamaw WIA | 187,631 | 187,671 | 183,892 | 13,585 | 12,413 | 9,350 | 7.2 | 6.6 | 5.1 |
| Georgetown County | 30,449 | 30,311 | 30,264 | 2,439 | 2,249 | 1,800 | 8.0 | 7.4 | 5.9 |
| Horry County | 141,224 | 141,562 | 137,896 | 9,286 | 8,444 | 6,173 | 6.6 | 6.0 | 4.5 |
| Williamsburg County | 15,958 | 15,798 | 15,732 | 1,860 | 1,720 | 1,377 | 11.7 | 10.9 | 8.8 |