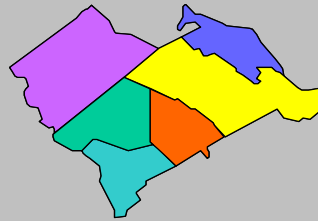


# Labor Force Data by Workforce Investment Area

## December 2007

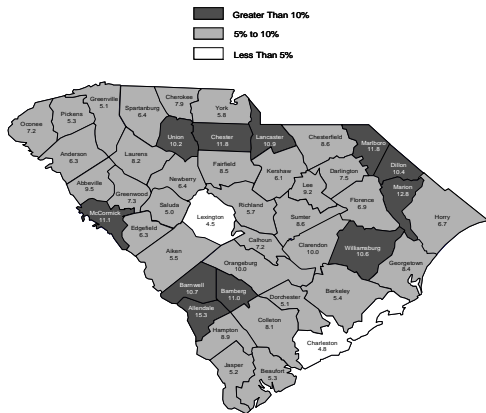


# Lower Savannah

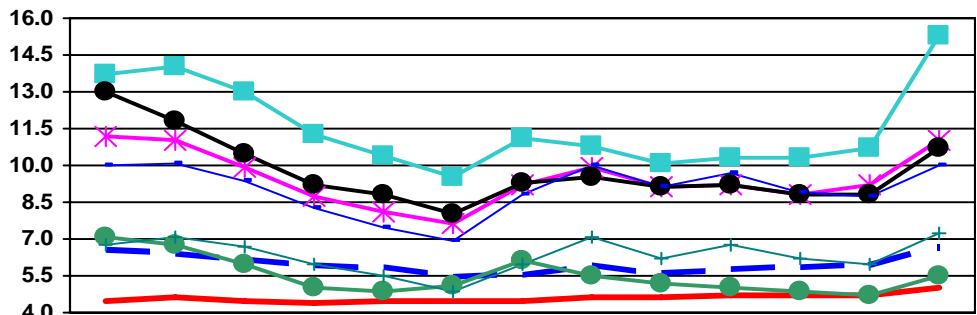
## Labor Force Data - December 2007

	Labor Force	Employment	Unemployment	Unemployment Rate
<b>Lower Savannah WIA</b>	<b>142,090</b>	<b>131,150</b>	<b>10,940</b>	<b>7.7</b>
<b>Aiken County</b>	<b>75,240</b>	<b>71,110</b>	<b>4,130</b>	<b>5.5</b>
<b>Allendale County</b>	<b>3,610</b>	<b>3,060</b>	<b>550</b>	<b>15.3</b>
<b>Bamberg County</b>	<b>6,600</b>	<b>5,870</b>	<b>730</b>	<b>11.0</b>
<b>Barnwell County</b>	<b>9,210</b>	<b>8,220</b>	<b>990</b>	<b>10.7</b>
<b>Calhoun County</b>	<b>7,480</b>	<b>6,940</b>	<b>540</b>	<b>7.2</b>
<b>Orangeburg County</b>	<b>39,950</b>	<b>35,950</b>	<b>4,000</b>	<b>10.0</b>

Unemployment in the Lower Savannah WIA increased from 6.5% in November to 7.7% in December. Aiken County posted the lowest rate in the area at 5.5%. The state's unemployment rate rose sharply from 5.9% in November to 6.6% in December.



Unemployment Rates  
December 2006 - December 2007



	Dec-06	Jan-07	Feb-07	Mar-07	Apr-07	May-07	Jun-07	Jul-07	Aug-07	Sep-07	Oct-07	Nov-07	Dec-07
SC	6.5	6.4	6.1	5.9	5.8	5.4	5.5	5.9	5.6	5.7	5.8	5.9	6.6
US	4.5	4.6	4.5	4.4	4.5	4.5	4.5	4.6	4.6	4.7	4.7	4.7	5.0
Aiken	7.1	6.8	6.0	5.0	4.9	5.1	6.1	5.5	5.2	5.0	4.9	4.7	5.5
Allendale	13.7	14.0	13.0	11.3	10.4	9.5	11.1	10.8	10.1	10.3	10.3	10.7	15.3
Bamberg	11.2	11.0	9.9	8.7	8.1	7.6	9.2	9.9	9.1	9.2	8.8	9.2	11.0
Barnwell	13.0	11.8	10.5	9.2	8.8	8.0	9.3	9.5	9.1	9.2	8.8	8.8	10.7
Calhoun	6.8	7.1	6.7	6.0	5.5	4.9	6.0	7.1	6.2	6.8	6.2	6.0	7.2
Orangeburg	10.0	10.1	9.4	8.3	7.5	6.9	8.8	10.0	9.1	9.7	8.9	8.7	10.0



Contact: Stephen Gardner  
803-737-2660  
South Carolina Employment Security Commission  
Labor Market Information/LAUS Unit



**WIA Labor Force Data December 2007**

	LABOR FORCE			UNEMPLOYMENT			% OF LABOR FORCE		
	Dec 2007	Nov 2007	Dec 2006	Dec 2007	Nov 2007	Dec 2006	Dec 2007	Nov 2007	Dec 2006
<b>Catawba WIA</b>	<b>151,370</b>	<b>150,820</b>	<b>150,790</b>	<b>11,430</b>	<b>10,340</b>	<b>11,650</b>	<b>7.6</b>	<b>6.9</b>	<b>7.7</b>
Chester County	16,600	16,480	16,530	1,960	1,770	1,810	11.8	10.7	10.9
Lancaster County	31,430	31,240	31,250	3,430	3,090	3,040	10.9	9.9	9.7
York County	103,340	103,100	103,010	6,040	5,480	6,800	5.8	5.3	6.6
<b>Greenville WIA</b>	<b>220,530</b>	<b>221,490</b>	<b>219,380</b>	<b>11,340</b>	<b>10,430</b>	<b>11,260</b>	<b>5.1</b>	<b>4.7</b>	<b>5.1</b>
Greenville County	220,530	221,490	219,380	11,340	10,430	11,260	5.1	4.7	5.1
<b>Lowcountry WIA</b>	<b>93,470</b>	<b>93,560</b>	<b>94,580</b>	<b>5,690</b>	<b>5,070</b>	<b>5,060</b>	<b>6.1</b>	<b>5.4</b>	<b>5.3</b>
Beaufort County	59,400	59,650	60,330	3,160	2,920	2,860	5.3	4.9	4.7
Colleton County	16,520	16,400	16,490	1,330	1,110	1,090	8.1	6.8	6.6
Hampton County	7,840	7,770	7,900	700	590	650	8.9	7.5	8.2
Jasper County	9,710	9,740	9,860	500	450	460	5.2	4.6	4.6
<b>Lower Savannah WIA</b>	<b>142,090</b>	<b>140,510</b>	<b>144,470</b>	<b>10,940</b>	<b>9,160</b>	<b>12,510</b>	<b>7.7</b>	<b>6.5</b>	<b>8.7</b>
Aiken County	75,240	74,510	76,680	4,130	3,480	5,470	5.5	4.7	7.1
Allendale County	3,610	3,440	3,590	550	370	490	15.3	10.7	13.7
Bamberg County	6,600	6,500	6,720	730	600	760	11.0	9.2	11.2
Barnwell County	9,210	9,060	9,600	990	800	1,250	10.7	8.8	13.0
Calhoun County	7,480	7,440	7,450	540	450	500	7.2	6.0	6.8
Orangeburg County	39,950	39,560	40,430	4,000	3,460	4,040	10.0	8.7	10.0
<b>Midlands WIA</b>	<b>326,600</b>	<b>327,520</b>	<b>326,270</b>	<b>17,250</b>	<b>16,080</b>	<b>17,010</b>	<b>5.3</b>	<b>4.9</b>	<b>5.2</b>
Fairfield County	12,050	12,040	12,070	1,020	930	1,050	8.5	7.8	8.7
Lexington County	134,280	134,800	134,060	6,000	5,650	5,810	4.5	4.2	4.3
Richland County	180,270	180,680	180,140	10,230	9,500	10,150	5.7	5.3	5.6
<b>Pee Dee WIA</b>	<b>153,570</b>	<b>152,020</b>	<b>153,250</b>	<b>12,960</b>	<b>11,490</b>	<b>13,080</b>	<b>8.4</b>	<b>7.6</b>	<b>8.5</b>
Chesterfield County	18,210	18,130	18,590	1,560	1,400	1,780	8.6	7.7	9.6
Darlington County	32,010	31,560	31,620	2,400	2,060	2,360	7.5	6.5	7.5
Dillon County	13,230	13,130	13,290	1,380	1,250	1,320	10.4	9.5	9.9
Florence County	64,110	63,370	63,350	4,410	3,910	4,360	6.9	6.2	6.9
Marion County	13,390	13,250	13,480	1,720	1,510	1,680	12.8	11.4	12.5
Marlboro County	12,620	12,580	12,920	1,490	1,360	1,580	11.8	10.8	12.2
<b>WorkLink WIA</b>	<b>175,360</b>	<b>176,910</b>	<b>176,100</b>	<b>10,760</b>	<b>10,200</b>	<b>11,270</b>	<b>6.1</b>	<b>5.8</b>	<b>6.4</b>
Anderson County	85,860	86,750	85,990	5,440	4,960	5,400	6.3	5.7	6.3
Oconee County	29,870	29,870	30,690	2,140	1,910	2,610	7.2	6.4	8.5
Pickens County	59,630	60,290	59,420	3,180	3,330	3,260	5.3	5.5	5.5
<b>Santee - Lynches WIA</b>	<b>96,610</b>	<b>96,700</b>	<b>98,080</b>	<b>7,780</b>	<b>6,890</b>	<b>7,590</b>	<b>8.1</b>	<b>7.1</b>	<b>7.7</b>
Clarendon County	12,730	12,700	12,970	1,270	1,150	1,280	10.0	9.0	9.8
Kershaw County	30,510	30,490	30,490	1,870	1,650	1,850	6.1	5.4	6.1
Lee County	8,360	8,300	8,490	770	680	830	9.2	8.2	9.8
Sumter County	45,010	45,210	46,130	3,870	3,410	3,630	8.6	7.5	7.9
<b>Trident WIA</b>	<b>312,180</b>	<b>312,560</b>	<b>309,190</b>	<b>15,680</b>	<b>14,290</b>	<b>14,910</b>	<b>5.0</b>	<b>4.6</b>	<b>4.8</b>
Berkeley County	75,990	76,080	75,190	4,120	3,780	3,860	5.4	5.0	5.1
Charleston County	176,210	176,440	174,570	8,530	7,760	8,140	4.8	4.4	4.7
Dorchester County	59,980	60,040	59,430	3,030	2,750	2,910	5.1	4.6	4.9
<b>Upper Savannah WIA</b>	<b>121,800</b>	<b>121,540</b>	<b>121,720</b>	<b>9,120</b>	<b>8,070</b>	<b>9,230</b>	<b>7.5</b>	<b>6.6</b>	<b>7.6</b>
Abbeville County	12,280	12,130	12,310	1,160	900	1,090	9.5	7.5	8.9
Edgefield County	11,260	11,170	11,500	710	640	940	6.3	5.7	8.2
Greenwood County	31,840	31,860	31,680	2,330	2,120	2,480	7.3	6.6	7.8
Laurens County	35,590	35,560	35,090	2,910	2,580	2,580	8.2	7.3	7.3
McCormick County	3,590	3,550	3,640	400	340	420	11.1	9.6	11.6
Newberry County	17,620	17,610	17,710	1,130	1,030	1,080	6.4	5.8	6.1
Saluda County	9,620	9,660	9,790	480	460	640	5.0	4.7	6.6
<b>Upstate WIA</b>	<b>171,390</b>	<b>170,780</b>	<b>173,820</b>	<b>11,770</b>	<b>10,550</b>	<b>11,770</b>	<b>6.9</b>	<b>6.2</b>	<b>6.8</b>
Cherokee County	24,810	24,730	25,210	1,970	1,750	2,010	7.9	7.1	8.0
Spartanburg County	134,330	133,870	136,210	8,540	7,670	8,530	6.4	5.7	6.3
Union County	12,250	12,180	12,400	1,260	1,130	1,230	10.2	9.3	9.9
<b>Waccamaw WIA</b>	<b>173,170</b>	<b>172,580</b>	<b>173,310</b>	<b>12,630</b>	<b>10,230</b>	<b>11,450</b>	<b>7.3</b>	<b>5.9</b>	<b>6.6</b>
Georgetown County	28,440	28,200	28,730	2,380	1,910	2,240	8.4	6.8	7.8
Horry County	129,140	128,990	128,910	8,590	6,940	7,620	6.7	5.4	5.9
Williamsburg County	15,590	15,390	15,670	1,660	1,380	1,590	10.6	9.0	10.2