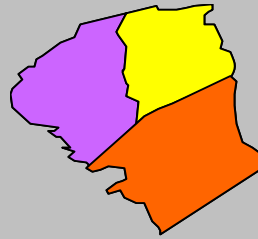


Labor Force Data by Workforce Investment Area December 2007

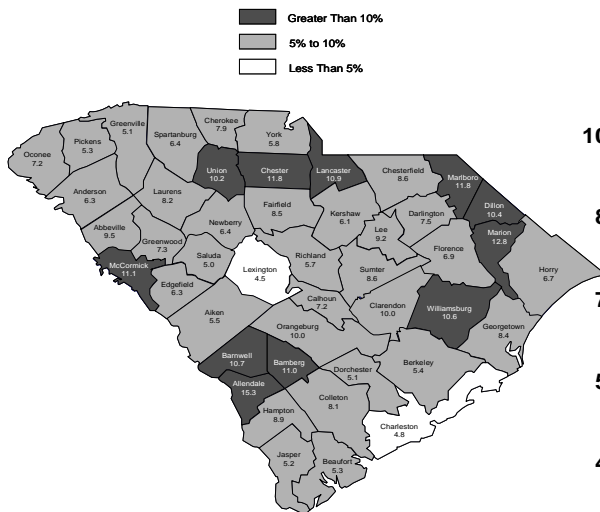


WorkLink

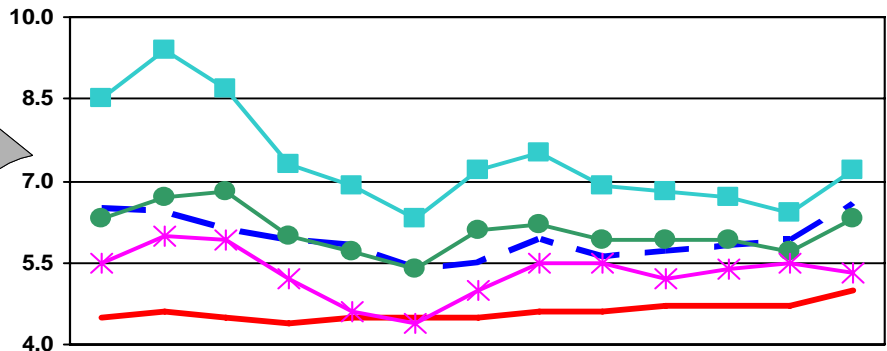
Labor Force Data - December 2007

	Labor Force	Employment	Unemployment	Unemployment Rate
WorkLink WIA	175,360	164,600	10,760	6.1
Anderson County	85,860	80,420	5,440	6.3
Oconee County	29,870	27,730	2,140	7.2
Pickens County	59,630	56,450	3,180	5.3

Unemployment in the WorkLink WIA climbed from 5.8% in November to 6.1% in December. Anderson County increased from 5.7% in November to 6.3% in December. Oconee County went from 6.4% in November to 7.2% in December. Pickens County posted the lowest rate in the area decreasing from 5.5% in November to 5.3% in December. The state's unemployment rate rose sharply from 5.9% in November to 6.6% in December.



**Unemployment Rates
December 2006 - December 2007**



	Dec-06	Jan-07	Feb-07	Mar-07	Apr-07	May-07	Jun-07	Jul-07	Aug-07	Sep-07	Oct-07	Nov-07	Dec-07
SC	6.5	6.4	6.1	5.9	5.8	5.4	5.5	5.9	5.6	5.7	5.8	5.9	6.6
US	4.5	4.6	4.5	4.4	4.5	4.5	4.5	4.6	4.6	4.7	4.7	4.7	5.0
Anderson	6.3	6.7	6.8	6.0	5.7	5.4	6.1	6.2	5.9	5.9	5.9	5.7	6.3
Oconee	8.5	9.4	8.7	7.3	6.9	6.3	7.2	7.5	6.9	6.8	6.7	6.4	7.2
Pickens	5.5	6.0	5.9	5.2	4.6	4.4	5.0	5.5	5.5	5.2	5.4	5.5	5.3



Contact: Stephen Gardner
803-737-2660
South Carolina Employment Security Commission
Labor Market Information/LAUS Unit



WIA Labor Force Data December 2007

	LABOR FORCE			UNEMPLOYMENT			% OF LABOR FORCE		
	Dec 2007	Nov 2007	Dec 2006	Dec 2007	Nov 2007	Dec 2006	Dec 2007	Nov 2007	Dec 2006
Catawba WIA	151,370	150,820	150,790	11,430	10,340	11,650	7.6	6.9	7.7
Chester County	16,600	16,480	16,530	1,960	1,770	1,810	11.8	10.7	10.9
Lancaster County	31,430	31,240	31,250	3,430	3,090	3,040	10.9	9.9	9.7
York County	103,340	103,100	103,010	6,040	5,480	6,800	5.8	5.3	6.6
Greenville WIA	220,530	221,490	219,380	11,340	10,430	11,260	5.1	4.7	5.1
Greenville County	220,530	221,490	219,380	11,340	10,430	11,260	5.1	4.7	5.1
Lowcountry WIA	93,470	93,560	94,580	5,690	5,070	5,060	6.1	5.4	5.3
Beaufort County	59,400	59,650	60,330	3,160	2,920	2,860	5.3	4.9	4.7
Colleton County	16,520	16,400	16,490	1,330	1,110	1,090	8.1	6.8	6.6
Hampton County	7,840	7,770	7,900	700	590	650	8.9	7.5	8.2
Jasper County	9,710	9,740	9,860	500	450	460	5.2	4.6	4.6
Lower Savannah WIA	142,090	140,510	144,470	10,940	9,160	12,510	7.7	6.5	8.7
Aiken County	75,240	74,510	76,680	4,130	3,480	5,470	5.5	4.7	7.1
Allendale County	3,610	3,440	3,590	550	370	490	15.3	10.7	13.7
Bamberg County	6,600	6,500	6,720	730	600	760	11.0	9.2	11.2
Barnwell County	9,210	9,060	9,600	990	800	1,250	10.7	8.8	13.0
Calhoun County	7,480	7,440	7,450	540	450	500	7.2	6.0	6.8
Orangeburg County	39,950	39,560	40,430	4,000	3,460	4,040	10.0	8.7	10.0
Midlands WIA	326,600	327,520	326,270	17,250	16,080	17,010	5.3	4.9	5.2
Fairfield County	12,050	12,040	12,070	1,020	930	1,050	8.5	7.8	8.7
Lexington County	134,280	134,800	134,060	6,000	5,650	5,810	4.5	4.2	4.3
Richland County	180,270	180,680	180,140	10,230	9,500	10,150	5.7	5.3	5.6
Pee Dee WIA	153,570	152,020	153,250	12,960	11,490	13,080	8.4	7.6	8.5
Chesterfield County	18,210	18,130	18,590	1,560	1,400	1,780	8.6	7.7	9.6
Darlington County	32,010	31,560	31,620	2,400	2,060	2,360	7.5	6.5	7.5
Dillon County	13,230	13,130	13,290	1,380	1,250	1,320	10.4	9.5	9.9
Florence County	64,110	63,370	63,350	4,410	3,910	4,360	6.9	6.2	6.9
Marion County	13,390	13,250	13,480	1,720	1,510	1,680	12.8	11.4	12.5
Marlboro County	12,620	12,580	12,920	1,490	1,360	1,580	11.8	10.8	12.2
WorkLink WIA	175,360	176,910	176,100	10,760	10,200	11,270	6.1	5.8	6.4
Anderson County	85,860	86,750	85,990	5,440	4,960	5,400	6.3	5.7	6.3
Oconee County	29,870	29,870	30,690	2,140	1,910	2,610	7.2	6.4	8.5
Pickens County	59,630	60,290	59,420	3,180	3,330	3,260	5.3	5.5	5.5
Santee - Lynches WIA	96,610	96,700	98,080	7,780	6,890	7,590	8.1	7.1	7.7
Clarendon County	12,730	12,700	12,970	1,270	1,150	1,280	10.0	9.0	9.8
Kershaw County	30,510	30,490	30,490	1,870	1,650	1,850	6.1	5.4	6.1
Lee County	8,360	8,300	8,490	770	680	830	9.2	8.2	9.8
Sumter County	45,010	45,210	46,130	3,870	3,410	3,630	8.6	7.5	7.9
Trident WIA	312,180	312,560	309,190	15,680	14,290	14,910	5.0	4.6	4.8
Berkeley County	75,990	76,080	75,190	4,120	3,780	3,860	5.4	5.0	5.1
Charleston County	176,210	176,440	174,570	8,530	7,760	8,140	4.8	4.4	4.7
Dorchester County	59,980	60,040	59,430	3,030	2,750	2,910	5.1	4.6	4.9
Upper Savannah WIA	121,800	121,540	121,720	9,120	8,070	9,230	7.5	6.6	7.6
Abbeville County	12,280	12,130	12,310	1,160	900	1,090	9.5	7.5	8.9
Edgefield County	11,260	11,170	11,500	710	640	940	6.3	5.7	8.2
Greenwood County	31,840	31,860	31,680	2,330	2,120	2,480	7.3	6.6	7.8
Laurens County	35,590	35,560	35,090	2,910	2,580	2,580	8.2	7.3	7.3
McCormick County	3,590	3,550	3,640	400	340	420	11.1	9.6	11.6
Newberry County	17,620	17,610	17,710	1,130	1,030	1,080	6.4	5.8	6.1
Saluda County	9,620	9,660	9,790	480	460	640	5.0	4.7	6.6
Upstate WIA	171,390	170,780	173,820	11,770	10,550	11,770	6.9	6.2	6.8
Cherokee County	24,810	24,730	25,210	1,970	1,750	2,010	7.9	7.1	8.0
Spartanburg County	134,330	133,870	136,210	8,540	7,670	8,530	6.4	5.7	6.3
Union County	12,250	12,180	12,400	1,260	1,130	1,230	10.2	9.3	9.9
Waccamaw WIA	173,170	172,580	173,310	12,630	10,230	11,450	7.3	5.9	6.6
Georgetown County	28,440	28,200	28,730	2,380	1,910	2,240	8.4	6.8	7.8
Horry County	129,140	128,990	128,910	8,590	6,940	7,620	6.7	5.4	5.9
Williamsburg County	15,590	15,390	15,670	1,660	1,380	1,590	10.6	9.0	10.2