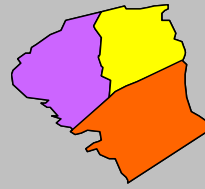


Labor Force Data by  
Workforce Investment Area  
February 2008



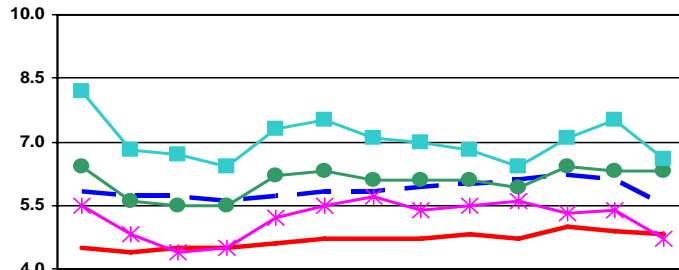
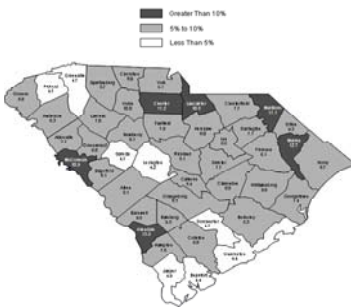
WorkLink

Labor Force Data -February 2008

	Labor Force	Employment	Unemployment	Unemployment Rate
<b>WorkLink WIA</b>	<b>171,571</b>	<b>161,635</b>	<b>9,936</b>	<b>5.8</b>
<b>Anderson County</b>	<b>83,755</b>	<b>78,518</b>	<b>5,237</b>	<b>6.3</b>
<b>Oconee County</b>	<b>29,447</b>	<b>27,498</b>	<b>1,949</b>	<b>6.6</b>
<b>Pickens County</b>	<b>58,369</b>	<b>55,619</b>	<b>2,750</b>	<b>4.7</b>

Unemployment in the WorkLink WIA decreased from 6.1% in January to 5.8% in February. Oconee County reported the highest rate at 6.6%, while Pickens County had the lowest rate at 4.7%. The state's unemployment rate decreased sharply from 6.1% in January to 5.5% in February.

Unemployment Rates  
February 2007 - February 2008



	Feb-07	Mar-07	Apr-07	May-07	Jun-07	Jul-07	Aug-07	Sep-07	Oct-07	Nov-07	Dec-07	Jan-08	Feb-08
— SC	5.8	5.7	5.7	5.6	5.7	5.8	5.8	5.9	6.0	6.1	6.2	6.1	5.5
— US	4.5	4.4	4.5	4.5	4.6	4.7	4.7	4.7	4.8	4.7	5.0	4.9	4.8
— Anderson	6.4	5.6	5.5	5.5	6.2	6.3	6.1	6.1	6.1	5.9	6.4	6.3	6.3
— Oconee	8.2	6.8	6.7	6.4	7.3	7.5	7.1	7.0	6.8	6.4	7.1	7.5	6.6
— Pickens	5.5	4.8	4.4	4.5	5.2	5.5	5.7	5.4	5.5	5.6	5.3	5.4	4.7



Contact: Sam McClary  
803-737-2660  
South Carolina Employment Security Commission  
Labor Market Information/LAUS Unit



**WIA Labor Force Data February 2008**

	LABOR FORCE		UNEMPLOYMENT			% OF LABOR FORCE			
	Feb 2008	Jan 2008	Feb 2007	Feb 2008	Jan 2008	Feb 2007	Feb 2008	Jan 2008	Feb 2007
<b>Catawba WIA</b>	<b>148,531</b>	<b>150,120</b>	<b>163,098</b>	<b>11,133</b>	<b>12,317</b>	<b>10,673</b>	<b>7.5</b>	<b>8.2</b>	<b>6.5</b>
Chester County	15,231	15,567	30,031	1,704	1,978	1,781	11.2	12.7	11.3
Lancaster County	29,276	29,751	29,669	3,065	3,414	2,825	10.5	11.5	9.4
York County	104,024	104,802	103,398	6,364	6,925	6,067	6.1	6.6	5.9
<b>Greenville WIA</b>	<b>219,804</b>	<b>220,674</b>	<b>218,296</b>	<b>10,347</b>	<b>11,202</b>	<b>11,271</b>	<b>4.7</b>	<b>5.1</b>	<b>5.2</b>
Greenville County	219,804	220,674	218,296	10,347	11,202	11,271	4.7	5.1	5.2
<b>Lowcountry WIA</b>	<b>98,438</b>	<b>99,604</b>	<b>96,394</b>	<b>5,021</b>	<b>5,634</b>	<b>5,108</b>	<b>5.1</b>	<b>5.7</b>	<b>5.3</b>
Beaufort County	64,006	64,774	62,227	2,832	3,224	2,966	4.4	5.0	4.8
Colleton County	16,268	16,453	16,320	1,103	1,214	1,033	6.8	7.4	6.3
Hampton County	7,755	7,887	7,723	580	669	578	7.5	8.5	7.5
Jasper County	10,409	10,490	10,124	506	527	531	4.9	5.0	5.2
<b>Lower Savannah WIA</b>	<b>139,274</b>	<b>141,059</b>	<b>141,438</b>	<b>9,301</b>	<b>10,780</b>	<b>10,290</b>	<b>6.7</b>	<b>7.6</b>	<b>7.3</b>
Aiken County	74,264	74,918	75,076	3,808	4,403	4,446	5.1	5.9	5.9
Allendale County	3,578	3,638	3,504	496	542	420	13.9	14.9	12.0
Bamberg County	6,084	6,196	6,320	578	665	600	9.5	10.7	9.5
Barnwell County	8,621	8,797	8,943	821	952	908	9.5	10.8	10.2
Calhoun County	7,038	7,117	7,095	377	454	457	5.4	6.4	6.4
Orangeburg County	39,689	40,393	40,500	3,221	3,764	3,459	8.1	9.3	8.5
<b>Midlands WIA</b>	<b>319,997</b>	<b>322,020</b>	<b>320,290</b>	<b>15,506</b>	<b>17,434</b>	<b>16,839</b>	<b>4.8</b>	<b>5.4</b>	<b>5.3</b>
Fairfield County	11,418	11,449	11,497	897	925	1,012	7.9	8.1	8.8
Lexington County	131,687	132,211	131,578	5,500	5,985	5,822	4.2	4.5	4.4
Richland County	176,892	178,360	177,215	9,109	10,524	10,005	5.1	5.9	5.6
<b>Pee Dee WIA</b>	<b>150,372</b>	<b>152,216</b>	<b>149,584</b>	<b>11,597</b>	<b>12,900</b>	<b>12,848</b>	<b>7.7</b>	<b>8.5</b>	<b>8.6</b>
Chesterfield County	18,007	18,274	18,643	1,380	1,564	1,699	7.7	8.6	9.1
Darlington County	31,831	32,026	30,802	2,252	2,365	2,228	7.1	7.4	7.2
Dillon County	12,976	13,159	13,083	1,213	1,347	1,225	9.3	10.2	9.4
Florence County	63,413	64,052	61,821	3,870	4,345	4,302	6.1	6.8	7.0
Marion County	12,558	12,796	12,947	1,592	1,785	1,711	12.7	13.9	13.2
Marlboro County	11,587	11,909	12,288	1,290	1,494	1,683	11.1	12.5	13.7
<b>WorkLink WIA</b>	<b>171,571</b>	<b>173,521</b>	<b>173,926</b>	<b>9,936</b>	<b>10,645</b>	<b>11,187</b>	<b>5.8</b>	<b>6.1</b>	<b>6.4</b>
Anderson County	83,755	84,863	85,361	5,237	5,269	5,489	6.3	6.2	6.4
Oconee County	29,447	29,895	30,377	1,949	2,236	2,483	6.6	7.5	8.2
Pickens County	58,369	58,763	58,188	2,750	3,140	3,215	4.7	5.3	5.5
<b>Santee - Lynchess WIA</b>	<b>93,645</b>	<b>94,707</b>	<b>96,650</b>	<b>6,909</b>	<b>7,475</b>	<b>7,025</b>	<b>7.4</b>	<b>7.9</b>	<b>7.3</b>
Clarendon County	12,358	12,597	12,856	1,084	1,248	1,171	8.8	9.9	9.1
Kershaw County	29,881	29,838	29,669	1,792	1,740	1,676	6.0	5.8	5.6
Lee County	8,023	8,113	8,084	708	768	764	8.8	9.5	9.5
Sumter County	43,383	44,159	46,041	3,325	3,719	3,414	7.7	8.4	7.4
<b>Trident WIA</b>	<b>310,157</b>	<b>311,086</b>	<b>308,616</b>	<b>14,459</b>	<b>15,408</b>	<b>14,687</b>	<b>4.7</b>	<b>5.0</b>	<b>4.8</b>
Berkeley County	74,926	75,000	74,375	3,957	4,036	3,831	5.3	5.4	5.2
Charleston County	173,262	173,988	172,630	7,578	8,315	7,937	4.4	4.8	4.8
Dorchester County	61,969	62,098	61,611	2,924	3,057	2,919	4.7	4.9	4.7
<b>Upper Savannah WIA</b>	<b>116,639</b>	<b>117,956</b>	<b>119,666</b>	<b>7,842</b>	<b>8,723</b>	<b>9,103</b>	<b>6.7</b>	<b>7.4</b>	<b>7.6</b>
Abbeville County	11,025	11,157	11,783	850	894	1,125	7.7	8.0	9.5
Edgefield County	10,889	11,004	11,009	661	767	755	6.1	7.0	6.9
Greenwood County	29,990	30,386	31,536	2,029	2,250	2,449	6.8	7.4	7.8
Laurens County	34,412	34,780	34,264	2,416	2,782	2,640	7.0	8.0	7.7
McCormick County	3,490	3,528	3,574	380	402	417	10.9	11.4	11.7
Newberry County	17,503	17,715	18,045	1,068	1,137	1,124	6.1	6.4	6.2
Saluda County	9,330	9,386	9,455	438	491	593	4.7	5.2	6.3
<b>Upstate WIA</b>	<b>168,045</b>	<b>169,433</b>	<b>170,072</b>	<b>10,692</b>	<b>11,599</b>	<b>11,487</b>	<b>6.4</b>	<b>6.8</b>	<b>6.8</b>
Cherokee County	24,725	24,888	25,193	1,983	2,010	1,864	8.0	8.1	7.4
Spartanburg County	131,923	133,036	132,957	7,569	8,394	8,358	5.7	6.3	6.3
Union County	11,397	11,509	11,922	1,140	1,195	1,265	10.0	10.4	10.6
<b>Waccamaw WIA</b>	<b>171,178</b>	<b>172,001</b>	<b>168,836</b>	<b>12,087</b>	<b>14,054</b>	<b>11,310</b>	<b>7.1</b>	<b>8.2</b>	<b>6.7</b>
Georgetown County	28,986	29,393	28,766	2,136	2,458	2,147	7.4	8.4	7.5
Horry County	127,039	127,163	124,619	8,493	9,906	7,601	6.7	7.8	6.1
Williamsburg County	15,153	15,445	15,451	1,458	1,690	1,562	9.6	10.9	10.1