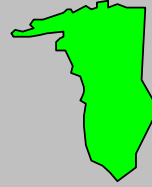


Labor Force Data by
Workforce Investment Area
January 2008

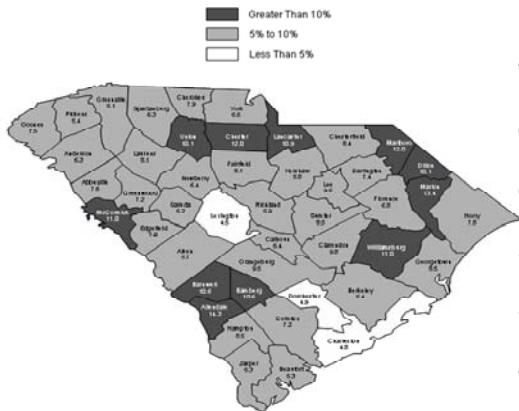


Greenville

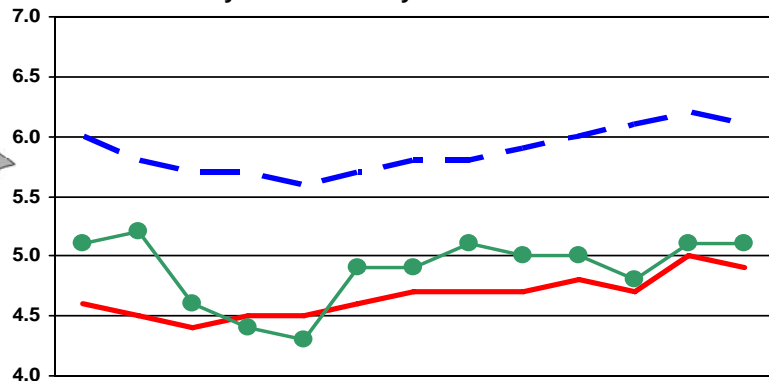
Labor Force Data - January 2008

	Labor Force	Employment	Unemployment	Unemployment Rate
Greenville WIA	220,250	209,000	11,250	5.1
Greenville County	220,250	209,000	11,250	5.1

Unemployment in the Greenville WIA remained at 5.1% in January. The state's unemployment rate decreased slightly from 6.2% in December to 6.1% in January.



Unemployment Rates
January 2007 - January 2008



	Jan-07	Feb-07	Mar-07	Apr-07	May-07	Jun-07	Jul-07	Aug-07	Sep-07	Oct-07	Nov-07	Dec-07	Jan-08
SC	6.0	5.8	5.7	5.7	5.6	5.7	5.8	5.8	5.9	6.0	6.1	6.2	6.1
US	4.6	4.5	4.4	4.5	4.5	4.6	4.7	4.7	4.7	4.8	4.7	5.0	4.9
Greenville	5.1	5.2	4.6	4.4	4.3	4.9	4.9	5.1	5.0	5.0	4.8	5.1	5.1



Contact: Sam McClary
803-737-2660
South Carolina Employment Security Commission
Labor Market Information/LAUS Unit



WIA Labor Force Data January 2008

	LABOR FORCE			UNEMPLOYMENT		% OF LABOR FORCE			
	Jan 2008	Dec 2007	Jan 2007	Jan 2008	Dec 2007	Jan 2007	Jan 2008	Dec 2007	Jan 2007
Catawba WIA	151,970	150,130	150,030	12,110	11,400	10,860	8.0	7.6	7.2
Chester County	16,380	15,650	15,920	1,970	1,940	1,810	12.0	12.4	11.4
Lancaster County	31,140	29,940	30,420	3,400	3,390	2,920	10.9	11.3	9.6
York County	104,450	104,540	103,690	6,740	6,070	6,130	6.5	5.8	5.9
Greenville WIA	220,250	221,110	218,160	11,250	11,280	11,220	5.1	5.1	5.1
Greenville County	220,250	221,110	218,160	11,250	11,280	11,220	5.1	5.1	5.1
Lowcountry WIA	96,350	100,560	96,180	5,650	5,630	5,090	5.9	5.6	5.3
Beaufort County	61,520	65,270	62,090	3,230	3,140	2,930	5.3	4.8	4.7
Colleton County	16,990	16,710	16,300	1,220	1,300	1,050	7.2	7.8	6.4
Hampton County	7,880	8,020	7,720	670	690	610	8.5	8.7	7.9
Jasper County	9,960	10,560	10,070	530	500	500	5.3	4.7	4.9
Lower Savannah WIA	140,820	141,860	142,750	10,650	10,920	11,380	7.6	7.7	8.0
Aiken County	74,640	74,850	75,990	4,230	4,250	5,030	5.7	5.7	6.6
Allendale County	3,830	3,690	3,540	550	540	460	14.3	14.7	12.8
Bamberg County	6,310	6,310	6,390	670	720	670	10.6	11.4	10.5
Barnwell County	9,020	8,890	9,110	960	980	1,020	10.6	11.0	11.2
Calhoun County	7,130	7,240	7,130	460	530	490	6.4	7.3	6.9
Orangeburg County	39,890	40,880	40,590	3,780	3,900	3,710	9.5	9.5	9.2
Midlands WIA	322,550	323,650	321,010	17,540	17,160	17,520	5.4	5.3	5.5
Fairfield County	11,470	11,590	11,570	930	1,000	1,080	8.1	8.6	9.3
Lexington County	132,420	132,980	131,610	6,020	5,960	5,840	4.5	4.5	4.4
Richland County	178,660	179,080	177,830	10,590	10,200	10,600	5.9	5.7	6.0
Pee Dee WIA	153,230	152,630	150,420	12,870	12,800	13,060	8.4	8.4	8.7
Chesterfield County	18,260	18,440	18,830	1,530	1,550	1,780	8.4	8.4	9.4
Darlington County	32,060	32,010	30,910	2,370	2,370	2,280	7.4	7.4	7.4
Dillon County	13,360	13,300	13,260	1,350	1,360	1,240	10.1	10.2	9.4
Florence County	64,140	64,000	62,070	4,380	4,340	4,430	6.8	6.8	7.1
Marion County	13,300	12,850	13,110	1,790	1,690	1,750	13.4	13.2	13.4
Marlboro County	12,110	12,030	12,240	1,450	1,490	1,580	12.0	12.4	12.9
WorkLink WIA	172,360	173,280	174,240	10,690	10,660	11,360	6.2	6.2	6.5
Anderson County	83,730	84,470	85,400	5,290	5,410	5,350	6.3	6.4	6.3
Oconee County	29,980	29,960	30,590	2,240	2,120	2,710	7.5	7.1	8.9
Pickens County	58,650	58,850	58,250	3,160	3,130	3,300	5.4	5.3	5.7
Santee - Lynchess WIA	94,970	97,220	96,990	7,520	7,640	7,470	7.9	7.9	7.7
Clarendon County	12,790	12,790	12,950	1,260	1,250	1,250	9.8	9.8	9.7
Kershaw County	29,880	31,130	29,780	1,750	1,850	1,790	5.8	6.2	6.0
Lee County	8,170	8,230	8,120	770	750	820	9.5	9.2	10.1
Sumter County	44,130	45,070	46,140	3,740	3,790	3,610	8.5	8.4	7.8
Trident WIA	311,230	311,260	308,420	15,490	15,480	14,840	5.0	5.0	4.8
Berkeley County	75,040	75,010	74,330	4,060	4,020	3,870	5.4	5.4	5.2
Charleston County	174,070	174,130	172,510	8,360	8,400	8,010	4.8	4.8	4.6
Dorchester County	62,120	62,120	61,580	3,070	3,060	2,960	4.9	4.9	4.8
Upper Savannah WIA	119,530	118,830	119,940	8,750	8,980	9,250	7.3	7.6	7.7
Abbeville County	11,630	11,440	11,850	890	1,120	1,100	7.6	9.8	9.3
Edgefield County	10,990	10,950	11,170	770	700	870	7.0	6.4	7.8
Greenwood County	31,360	30,630	31,710	2,270	2,300	2,480	7.2	7.5	7.8
Laurens County	34,730	34,910	34,250	2,800	2,860	2,630	8.1	8.2	7.7
McCormick County	3,570	3,560	3,610	390	410	440	11.0	11.5	12.3
Newberry County	17,850	17,920	17,890	1,140	1,120	1,130	6.4	6.3	6.3
Saluda County	9,400	9,420	9,460	490	470	600	5.2	5.0	6.3
Upstate WIA	169,950	169,580	170,830	11,630	11,630	11,830	6.8	6.9	6.9
Cherokee County	25,120	24,950	25,390	2,000	1,940	1,990	7.9	7.8	7.8
Spartanburg County	132,960	133,010	133,490	8,430	8,460	8,640	6.3	6.4	6.5
Union County	11,870	11,620	11,950	1,200	1,230	1,200	10.1	10.6	10.1
Waccamaw WIA	171,220	173,340	169,080	14,080	12,640	12,430	8.2	7.3	7.4
Georgetown County	29,050	29,620	28,720	2,480	2,340	2,290	8.5	7.9	8.0
Horry County	126,670	128,120	124,840	9,900	8,650	8,450	7.8	6.8	6.8
Williamsburg County	15,500	15,600	15,520	1,700	1,650	1,690	11.0	10.6	10.9