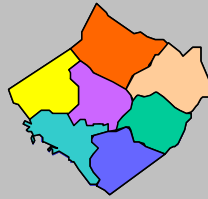


Labor Force Data by  
Workforce Investment Area  
July 2008



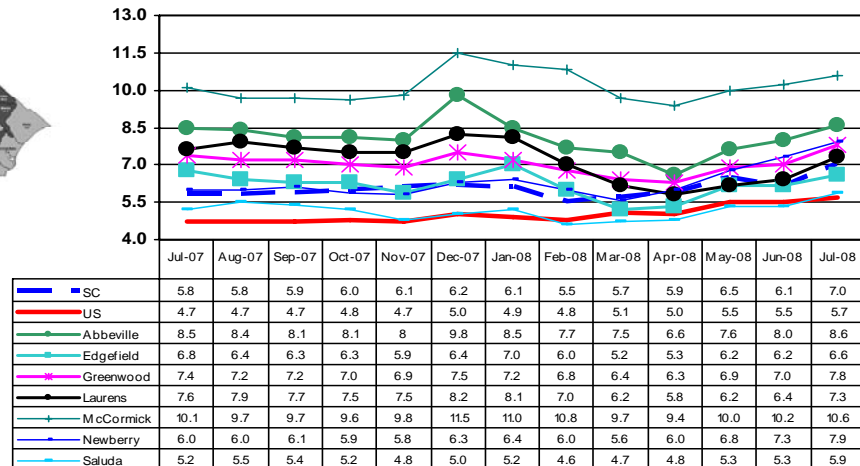
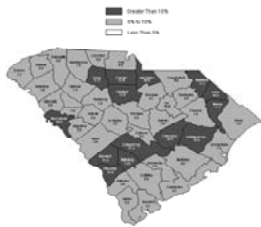
Upper  
Savannah

Labor Force Data - July 2008

	Labor Force	Employment	Unemployment	Unemployment Rate
<b>Upper Savannah WIA</b>	<b>120,345</b>	<b>111,258</b>	<b>9,087</b>	<b>7.6</b>
Abbeville County	11,393	10,418	975	8.6
Edgefield County	11,145	10,415	730	6.6
Greenwood County	31,072	28,638	2,434	7.8
Laurens County	35,351	32,781	2,570	7.3
McCormick	3,536	3,162	374	10.6
Newberry County	18,220	16,787	1,433	7.9
Saluda County	9,628	9,057	571	5.9

Unemployment in the Upper Savannah WIA increased from 6.9% in June to 7.6% in July. McCormick County reported the highest rate at 10.6%, while Saluda County had the lowest rate at 5.9%. The state's unemployment rate increased from 6.1% in June to 7.0% in July.

Unemployment Rates  
July 2007 - July 2008



Contact: Sam McClary  
803-737-2660  
South Carolina Employment Security Commission  
Labor Market Information/LAUS Unit



**WIA Labor Force Data July 2008**

	LABOR FORCE			UNEMPLOYMENT			% OF LABOR FORCE		
	July 2008	June 2008	July 2007	July 2008	June 2008	July 2007	July 2008	June 2008	July 2007
<b>Catawba WIA</b>	<b>154,172</b>	<b>153,481</b>	<b>149,756</b>	<b>12,447</b>	<b>11,765</b>	<b>10,985</b>	<b>8.1</b>	<b>7.7</b>	<b>7.3</b>
Chester County	15,724	15,569	15,781	1,854	1,653	1,925	11.8	10.6	12.2
Lancaster County	30,156	29,996	29,718	3,265	3,021	2,842	10.8	10.1	9.6
York County	108,292	107,916	104,257	7,328	7,091	6,218	6.8	6.6	6.0
<b>Greenville WIA</b>	<b>227,715</b>	<b>225,484</b>	<b>223,820</b>	<b>13,115</b>	<b>11,668</b>	<b>11,030</b>	<b>5.8</b>	<b>5.2</b>	<b>4.9</b>
Greenville County	227,715	225,484	223,820	13,115	11,668	11,030	5.8	5.2	4.9
<b>Lowcountry WIA</b>	<b>102,858</b>	<b>102,350</b>	<b>102,824</b>	<b>6,808</b>	<b>5,994</b>	<b>5,298</b>	<b>6.6</b>	<b>5.9</b>	<b>5.2</b>
Beaufort County	66,736	66,451	66,907	3,816	3,363	3,083	5.7	5.1	4.6
Colleton County	17,124	16,983	16,997	1,523	1,322	1,135	8.9	7.8	6.7
Hampton County	8,114	8,081	8,071	770	687	562	9.5	8.5	7.0
Jasper County	10,884	10,835	10,849	699	622	518	6.4	5.7	4.8
<b>Lower Savannah WIA</b>	<b>144,520</b>	<b>143,835</b>	<b>143,970</b>	<b>12,167</b>	<b>11,103</b>	<b>10,905</b>	<b>8.4</b>	<b>7.7</b>	<b>7.6</b>
Aiken County	76,129	76,074	75,898	4,388	4,225	4,422	5.8	5.6	5.8
Allendale County	3,748	3,712	3,616	596	535	378	15.9	14.4	10.5
Bamberg County	6,403	6,323	6,375	806	687	659	12.6	10.9	10.3
Barnwell County	8,976	8,908	8,954	1,002	890	875	11.2	10.0	9.8
Calhoun County	7,392	7,257	7,316	607	511	526	8.2	7.0	7.2
Orangeburg County	41,872	41,561	41,811	4,768	4,255	4,045	11.4	10.2	9.7
<b>Midlands WIA</b>	<b>330,756</b>	<b>326,995</b>	<b>327,685</b>	<b>20,616</b>	<b>18,605</b>	<b>17,296</b>	<b>6.2</b>	<b>5.7</b>	<b>5.3</b>
Fairfield County	12,146	11,907	11,778	1,430	1,251	1,053	11.8	10.5	8.9
Lexington County	135,563	134,114	134,539	7,035	6,312	5,908	5.2	4.7	4.4
Richland County	183,047	180,974	181,368	12,151	11,042	10,335	6.6	6.1	5.7
<b>Pee Dee WIA</b>	<b>153,347</b>	<b>154,294</b>	<b>152,677</b>	<b>13,957</b>	<b>12,695</b>	<b>12,375</b>	<b>9.1</b>	<b>8.2</b>	<b>8.1</b>
Chesterfield County	18,689	18,684	18,706	1,672	1,559	1,520	8.9	8.3	8.1
Darlington County	32,180	32,666	31,727	2,747	2,643	2,272	8.5	8.1	7.2
Dillon County	13,335	13,334	13,613	1,409	1,291	1,433	10.6	9.7	10.5
Florence County	64,055	64,758	63,329	4,805	4,321	4,036	7.5	6.7	6.4
Marion County	13,282	12,999	13,116	1,946	1,576	1,616	14.7	12.1	12.3
Marlboro County	11,806	11,853	12,186	1,378	1,305	1,498	11.7	11.0	12.3
<b>WorkLink WIA</b>	<b>177,654</b>	<b>176,268</b>	<b>176,608</b>	<b>12,231</b>	<b>11,254</b>	<b>11,015</b>	<b>6.9</b>	<b>6.4</b>	<b>6.2</b>
Anderson County	86,329	85,644	86,022	6,066	5,657	5,381	7.0	6.6	6.3
Oconee County	30,515	30,337	30,766	2,339	2,086	2,318	7.7	6.9	7.5
Pickens County	60,810	60,287	59,820	3,826	3,511	3,316	6.3	5.8	5.5
<b>Santee - Lynchess WIA</b>	<b>96,631</b>	<b>96,846</b>	<b>97,326</b>	<b>8,086</b>	<b>7,418</b>	<b>6,927</b>	<b>8.4</b>	<b>7.7</b>	<b>7.1</b>
Clarendon County	12,890	12,848	12,969	1,351	1,173	1,125	10.5	9.1	8.7
Kershaw County	30,666	30,353	30,347	2,055	1,904	1,714	6.7	6.3	5.6
Lee County	8,223	8,252	8,330	824	765	722	10.0	9.3	8.7
Sumter County	44,852	45,393	45,680	3,856	3,576	3,366	8.6	7.9	7.4
<b>Trident WIA</b>	<b>326,603</b>	<b>322,899</b>	<b>322,106</b>	<b>19,482</b>	<b>17,317</b>	<b>15,297</b>	<b>6.0</b>	<b>5.4</b>	<b>4.7</b>
Berkeley County	78,948	78,007	77,529	5,238	4,666	3,894	6.6	6.0	5.0
Charleston County	182,489	180,506	180,390	10,404	9,284	8,480	5.7	5.1	4.7
Dorchester County	65,166	64,386	64,187	3,840	3,367	2,923	5.9	5.2	4.6
<b>Upper Savannah WIA</b>	<b>120,345</b>	<b>119,608</b>	<b>120,459</b>	<b>9,087</b>	<b>8,196</b>	<b>8,678</b>	<b>7.6</b>	<b>6.9</b>	<b>7.2</b>
Abbeville County	11,393	11,361	11,539	975	905	984	8.6	8.0	8.5
Edgefield County	11,145	11,115	11,133	730	685	757	6.6	6.2	6.8
Greenwood County	31,072	30,934	31,271	2,434	2,168	2,324	7.8	7.0	7.4
Laurens County	35,351	34,911	35,167	2,570	2,249	2,662	7.3	6.4	7.6
McCormick County	3,536	3,544	3,570	374	362	359	10.6	10.2	10.1
Newberry County	18,220	18,236	18,215	1,433	1,326	1,093	7.9	7.3	6.0
Saluda County	9,628	9,507	9,564	571	501	499	5.9	5.3	5.2
<b>Upstate WIA</b>	<b>173,324</b>	<b>173,294</b>	<b>169,114</b>	<b>13,803</b>	<b>12,872</b>	<b>11,279</b>	<b>8.0</b>	<b>7.4</b>	<b>6.7</b>
Cherokee County	25,512	25,491	25,153	2,273	2,132	1,809	8.9	8.4	7.2
Spartanburg County	136,035	135,951	132,358	10,199	9,404	8,373	7.5	6.9	6.3
Union County	11,777	11,852	11,603	1,331	1,336	1,097	11.3	11.3	9.5
<b>Waccamaw WIA</b>	<b>188,008</b>	<b>186,226</b>	<b>184,114</b>	<b>12,387</b>	<b>11,371</b>	<b>9,471</b>	<b>6.6</b>	<b>6.1</b>	<b>5.1</b>
Georgetown County	30,377	30,269	30,279	2,260	2,071	1,852	7.4	6.8	6.1
Horry County	141,817	140,247	138,032	8,406	7,793	6,159	5.9	5.6	4.5
Williamsburg County	15,814	15,710	15,803	1,721	1,507	1,460	10.9	9.6	9.2