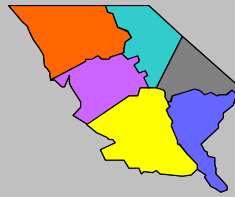


Labor Force Data by  
Workforce Investment Area  
March 2008



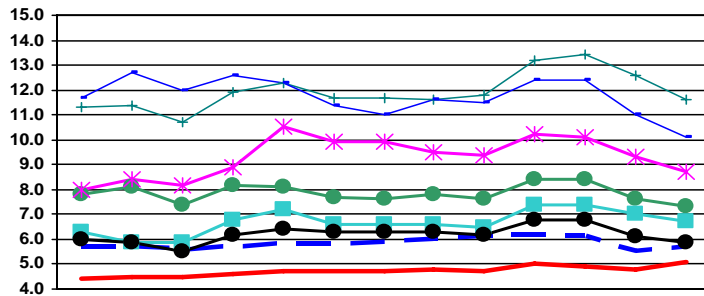
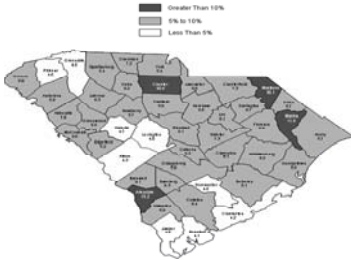
Pee Dee

Labor Force Data -March 2008

	Labor Force	Employment	Unemployment	Unemployment Rate
<b>Pee Dee WIA</b>	<b>151,018</b>	<b>140,054</b>	<b>10,964</b>	<b>7.3</b>
Chesterfield County	18,191	16,865	1,326	7.3
Darlington County	31,893	29,767	2,126	6.7
Dillon County	13,017	11,891	1,126	8.7
Florence County	63,668	59,922	3,746	5.9
Marion County	12,619	11,153	1,466	11.6
Marlboro County	11,630	10,456	1,174	10.1

Unemployment in the Pee Dee WIA decreased from 7.7% in February to 7.3% in March. Marion County reported the highest rate at 11.6%, while Florence County had the lowest rate at 5.9%. The state's unemployment rate increased from 5.5% in February to 5.7% in March.

Unemployment Rates  
March 2007 - March 2008



	Mar-07	Apr-07	May-07	Jun-07	Jul-07	Aug-07	Sep-07	Oct-07	Nov-07	Dec-07	Jan-08	Feb-08	Mar-08
SC	5.7	5.7	5.6	5.7	5.8	5.8	5.9	6.0	6.1	6.2	6.1	5.5	5.7
US	4.4	4.5	4.5	4.6	4.7	4.7	4.7	4.8	4.7	5.0	4.9	4.8	5.1
Chesterfield	7.8	8.1	7.4	8.2	8.1	7.7	7.6	7.8	7.6	8.4	8.4	7.6	7.3
Darlington	6.3	5.9	5.9	6.8	7.2	6.6	6.6	6.6	6.5	7.4	7.4	7	6.7
Dillon	8.0	8.4	8.2	8.9	10.5	9.9	9.9	9.5	9.4	10.2	10.1	9.3	8.7
Florence	6.0	5.9	5.5	6.2	6.4	6.3	6.3	6.3	6.2	6.8	6.8	6.1	5.9
Marion	11.3	11.4	10.7	11.9	12.3	11.7	11.7	11.6	11.8	13.2	13.4	12.6	11.6
Marlboro	11.7	12.7	12.0	12.6	12.3	11.4	11.0	11.6	11.5	12.4	12.4	11.0	10.1



Contact: Sam McClary  
803-737-2660  
South Carolina Employment Security Commission  
Labor Market Information/LAUS Unit



**WIA Labor Force Data March 2008**

	LABOR FORCE			UNEMPLOYMENT		% OF LABOR FORCE			
	Mar 2008	Feb 2008	Mar 2007	Mar 2008	Feb 2008	Mar 2007	Mar 2008	Feb 2008	Mar 2007
	<b>Catawba WIA</b>	<b>149,755</b>	<b>148,491</b>	<b>149,049</b>	<b>10,248</b>	<b>11,044</b>	<b>9,074</b>	<b>6.8</b>	<b>7.4</b>
Chester County	15,351	15,228	15,633	1,621	1,689	1,529	10.6	11.1	9.8
Lancaster County	29,524	29,277	29,953	2,914	3,042	2,383	9.9	10.4	8.0
York County	104,880	103,986	103,463	5,713	6,313	5,162	5.4	6.1	5.0
<b>Greenville WIA</b>	<b>221,791</b>	<b>219,719</b>	<b>218,770</b>	<b>9,898</b>	<b>10,252</b>	<b>10,107</b>	<b>4.5</b>	<b>4.7</b>	<b>4.6</b>
Greenville County	221,791	219,719	218,770	9,898	10,252	10,107	4.5	4.7	4.6
<b>Lowcountry WIA</b>	<b>99,501</b>	<b>98,505</b>	<b>97,828</b>	<b>4,712</b>	<b>4,978</b>	<b>4,500</b>	<b>4.7</b>	<b>5.1</b>	<b>4.6</b>
Beaufort County	64,722	64,057	63,350	2,637	2,809	2,614	4.1	4.4	4.1
Colleton County	16,424	16,275	16,441	1,050	1,094	923	6.4	6.7	5.6
Hampton County	7,822	7,758	7,740	542	575	498	6.9	7.4	6.4
Jasper County	10,533	10,415	10,297	483	500	465	4.6	4.8	4.5
<b>Lower Savannah WIA</b>	<b>140,013</b>	<b>139,147</b>	<b>141,290</b>	<b>8,617</b>	<b>9,221</b>	<b>8,685</b>	<b>6.2</b>	<b>6.6</b>	<b>6.1</b>
Aiken County	74,397	74,146	74,803	3,207	3,778	3,623	4.3	5.1	4.8
Allendale County	3,600	3,577	3,491	475	492	361	13.2	13.8	10.3
Bamberg County	6,137	6,083	6,309	568	571	522	9.3	9.4	8.3
Barnwell County	8,705	8,621	8,869	791	814	776	9.1	9.4	8.7
Calhoun County	7,094	7,032	7,077	376	374	406	5.3	5.3	5.7
Orangeburg County	40,080	39,688	40,741	3,200	3,192	2,997	8.0	8.0	7.4
<b>Midlands WIA</b>	<b>322,455</b>	<b>319,734</b>	<b>320,366</b>	<b>15,343</b>	<b>15,373</b>	<b>15,429</b>	<b>4.8</b>	<b>4.8</b>	<b>4.8</b>
Fairfield County	11,605	11,406	11,391	994	890	855	8.6	7.8	7.5
Lexington County	132,537	131,585	131,575	5,264	5,452	5,203	4.0	4.1	4.0
Richland County	178,313	176,743	177,400	9,085	9,031	9,371	5.1	5.1	5.3
<b>Pee Dee WIA</b>	<b>151,018</b>	<b>150,257</b>	<b>149,607</b>	<b>10,964</b>	<b>11,506</b>	<b>11,077</b>	<b>7.3</b>	<b>7.7</b>	<b>7.4</b>
Chesterfield County	18,191	18,013	18,537	1,326	1,371	1,451	7.3	7.6	7.8
Darlington County	31,893	31,790	30,933	2,126	2,233	1,947	6.7	7.0	6.3
Dillon County	13,017	12,978	13,026	1,126	1,203	1,045	8.7	9.3	8.0
Florence County	63,668	63,337	62,106	3,746	3,839	3,757	5.9	6.1	6.0
Marion County	12,619	12,555	12,911	1,466	1,581	1,457	11.6	12.6	11.3
Marlboro County	11,630	11,584	12,094	1,174	1,279	1,420	10.1	11.0	11.7
<b>WorkLink WIA</b>	<b>173,338</b>	<b>171,497</b>	<b>173,473</b>	<b>9,508</b>	<b>9,855</b>	<b>9,625</b>	<b>5.5</b>	<b>5.7</b>	<b>5.5</b>
Anderson County	84,682	83,686	85,009	5,012	5,190	4,753	5.9	6.2	5.6
Oconee County	29,683	29,460	30,246	1,789	1,936	2,062	6.0	6.6	6.8
Pickens County	58,973	58,351	58,218	2,707	2,729	2,810	4.6	4.7	4.8
<b>Santee - Lynchess WIA</b>	<b>94,717</b>	<b>93,696</b>	<b>96,495</b>	<b>6,563</b>	<b>6,848</b>	<b>6,106</b>	<b>6.9</b>	<b>7.3</b>	<b>6.3</b>
Clarendon County	12,475	12,368	12,824	1,015	1,076	995	8.1	8.7	7.8
Kershaw County	30,013	29,852	29,614	1,682	1,775	1,483	5.6	5.9	5.0
Lee County	8,055	8,023	8,127	656	701	663	8.1	8.7	8.2
Sumter County	44,174	43,453	45,930	3,210	3,296	2,965	7.3	7.6	6.5
<b>Trident WIA</b>	<b>312,286</b>	<b>309,859</b>	<b>310,365</b>	<b>13,956</b>	<b>14,342</b>	<b>13,085</b>	<b>4.5</b>	<b>4.6</b>	<b>4.2</b>
Berkeley County	75,472	74,845	74,745	3,872	3,920	3,397	5.1	5.2	4.5
Charleston County	174,434	173,101	173,618	7,275	7,518	7,047	4.2	4.3	4.1
Dorchester County	62,380	61,913	62,002	2,809	2,904	2,641	4.5	4.7	4.3
<b>Upper Savannah WIA</b>	<b>117,542</b>	<b>116,610</b>	<b>118,979</b>	<b>7,337</b>	<b>7,788</b>	<b>7,764</b>	<b>6.2</b>	<b>6.7</b>	<b>6.5</b>
Abbeville County	11,177	11,028	11,633	847	844	964	7.6	7.7	8.3
Edgefield County	10,901	10,869	10,960	566	654	627	5.2	6.0	5.7
Greenwood County	30,347	30,007	31,438	1,973	2,031	2,165	6.5	6.8	6.9
Laurens County	34,539	34,388	34,023	2,171	2,391	2,149	6.3	7.0	6.3
McCormick County	3,481	3,488	3,541	334	376	356	9.6	10.8	10.1
Newberry County	17,683	17,508	17,980	1,001	1,059	1,004	5.7	6.0	5.6
Saluda County	9,414	9,322	9,404	445	433	499	4.7	4.6	5.3
<b>Upstate WIA</b>	<b>169,719</b>	<b>168,172</b>	<b>170,057</b>	<b>10,075</b>	<b>10,607</b>	<b>9,842</b>	<b>5.9</b>	<b>6.3</b>	<b>5.8</b>
Cherokee County	24,892	24,739	25,176	1,800	1,968	1,642	7.2	8.0	6.5
Spartanburg County	133,364	132,034	133,084	7,225	7,510	7,182	5.4	5.7	5.4
Union County	11,463	11,399	11,797	1,050	1,129	1,018	9.2	9.9	8.6
<b>Waccamaw WIA</b>	<b>174,285</b>	<b>170,960</b>	<b>172,915</b>	<b>10,767</b>	<b>11,995</b>	<b>9,326</b>	<b>6.2</b>	<b>7.0</b>	<b>5.4</b>
Georgetown County	29,266	28,987	29,387	1,909	2,117	1,779	6.5	7.3	6.1
Horry County	129,697	126,821	127,928	7,443	8,433	6,215	5.7	6.6	4.9
Williamsburg County	15,322	15,152	15,600	1,415	1,445	1,332	9.2	9.5	8.5