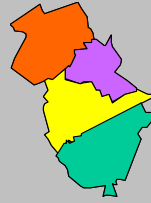


# Labor Force Data by Workforce Investment Area May 2008

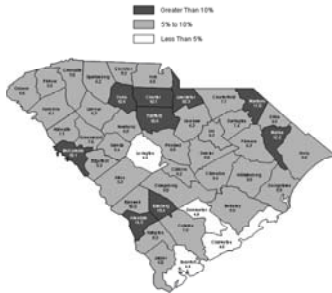


## Santee-Lynches

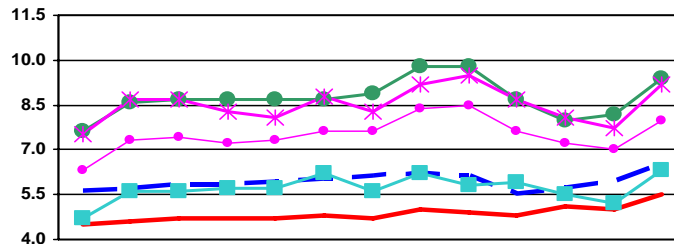
### Labor Force Data - May 2008

	Labor Force	Employment	Unemployment	Unemployment Rate
<b>Santee - Lynches WIA</b>	<b>96,161</b>	<b>88,729</b>	<b>7,432</b>	<b>7.7</b>
Clarendon County	12,718	11,528	1,190	9.4
Kershaw County	30,291	28,392	1,899	6.3
Lee County	8,151	7,400	751	9.2
Sumter County	45,001	41,409	3,592	8.0

Unemployment in the Santee-Lynches WIA increased from 6.6% in April to 7.7% in May. Clarendon County reported the highest rate at 9.4%, while Kershaw County had the lowest rate at 6.3%. The state's unemployment rate increased from 5.9% in April to 6.5% in May.



Unemployment Rates  
May 2007- May 2008



	May-07	Jun-07	Jul-07	Aug-07	Sep-07	Oct-07	Nov-07	Dec-07	Jan-08	Feb-08	Mar-08	Apr-08	May-08
— SC	5.6	5.7	5.8	5.8	5.9	6.0	6.1	6.2	6.1	5.5	5.7	5.9	6.5
— US	4.5	4.6	4.7	4.7	4.7	4.8	4.7	5.0	4.9	4.8	5.1	5.0	5.5
— Clarendon	7.6	8.6	8.7	8.7	8.7	8.7	8.9	9.8	9.8	8.7	8.0	8.2	9.4
— Kershaw	4.7	5.6	5.6	5.7	5.7	6.2	5.6	6.2	5.8	5.9	5.5	5.2	6.3
— Lee	7.5	8.7	8.7	8.3	8.1	8.8	8.3	9.2	9.5	8.7	8.1	7.7	9.2
— Sumter	6.3	7.3	7.4	7.2	7.3	7.6	7.6	8.4	8.5	7.6	7.2	7.0	8.0



Contact: Sam McClary  
803-737-2660  
South Carolina Employment Security Commission  
Labor Market Information/LAUS Unit



**WIA Labor Force Data May 2008**

	LABOR FORCE			UNEMPLOYMENT			% OF LABOR FORCE		
	May 2008	April 2008	May 2007	May 2008	April 2008	May 2007	May 2008	April 2008	May 2007
<b>Catawba WIA</b>	<b>152,839</b>	<b>150,377</b>	<b>150,257</b>	<b>12,031</b>	<b>10,489</b>	<b>10,119</b>	<b>7.9</b>	<b>7.0</b>	<b>6.7</b>
Chester County	15,462	15,281	15,626	1,654	1,552	1,584	10.7	10.2	10.1
Lancaster County	29,855	29,534	29,696	3,084	2,905	2,455	10.3	9.8	8.3
York County	107,522	105,562	104,935	7,293	6,032	6,080	6.8	5.7	5.8
<b>Greenville WIA</b>	<b>224,902</b>	<b>223,189</b>	<b>219,391</b>	<b>11,204</b>	<b>9,795</b>	<b>9,523</b>	<b>5.0</b>	<b>4.4</b>	<b>4.3</b>
Greenville County	224,902	223,189	219,391	11,204	9,795	9,523	5.0	4.4	4.3
<b>Lowcountry WIA</b>	<b>100,703</b>	<b>99,643</b>	<b>98,864</b>	<b>5,313</b>	<b>4,694</b>	<b>3,945</b>	<b>5.3</b>	<b>4.7</b>	<b>4.0</b>
Beaufort County	65,349	64,784	63,952	2,859	2,551	2,200	4.4	3.9	3.4
Colleton County	16,733	16,477	16,677	1,253	1,098	909	7.5	6.7	5.5
Hampton County	7,968	7,806	7,859	664	543	456	8.3	7.0	5.8
Jasper County	10,653	10,576	10,376	537	502	380	5.0	4.7	3.7
<b>Lower Savannah WIA</b>	<b>142,030</b>	<b>140,542</b>	<b>142,040</b>	<b>10,159</b>	<b>8,793</b>	<b>8,689</b>	<b>7.2</b>	<b>6.3</b>	<b>6.1</b>
Aiken County	75,528	75,106	75,761	3,991	3,441	4,025	5.3	4.6	5.3
Allendale County	3,665	3,599	3,513	533	485	335	14.5	13.5	9.5
Bamberg County	6,222	6,119	6,301	647	569	502	10.4	9.3	8.0
Barnwell County	8,824	8,693	8,793	881	777	731	10.0	8.9	8.3
Calhoun County	7,178	7,110	7,082	445	376	359	6.2	5.3	5.1
Orangeburg County	40,613	39,915	40,590	3,662	3,145	2,737	9.0	7.9	6.7
<b>Midlands WIA</b>	<b>325,207</b>	<b>322,559</b>	<b>321,521</b>	<b>17,439</b>	<b>14,733</b>	<b>14,206</b>	<b>5.4</b>	<b>4.6</b>	<b>4.4</b>
Fairfield County	11,889	11,695	11,605	1,255	1,059	987	10.6	9.1	8.5
Lexington County	133,354	132,700	132,197	5,809	5,131	4,840	4.4	3.9	3.7
Richland County	179,964	178,164	177,719	10,375	8,543	8,379	5.8	4.8	4.7
<b>Pee Dee WIA</b>	<b>152,313</b>	<b>151,561</b>	<b>152,480</b>	<b>11,950</b>	<b>11,298</b>	<b>10,716</b>	<b>7.8</b>	<b>7.5</b>	<b>7.0</b>
Chesterfield County	18,359	18,223	18,658	1,413	1,361	1,390	7.7	7.5	7.4
Darlington County	32,186	32,214	31,666	2,374	2,346	1,858	7.4	7.3	5.9
Dillon County	13,148	12,990	13,371	1,244	1,145	1,103	9.5	8.8	8.2
Florence County	64,072	63,717	63,498	4,061	3,592	3,495	6.3	5.6	5.5
Marion County	12,821	12,640	13,035	1,568	1,454	1,401	12.2	11.5	10.7
Marlboro County	11,727	11,777	12,252	1,290	1,400	1,469	11.0	11.9	12.0
<b>WorkLink WIA</b>	<b>175,517</b>	<b>173,771</b>	<b>173,605</b>	<b>10,528</b>	<b>9,152</b>	<b>9,193</b>	<b>6.0</b>	<b>5.3</b>	<b>5.3</b>
Anderson County	85,407	84,565	84,993	5,211	4,551	4,664	6.1	5.4	5.5
Oconee County	30,044	29,736	30,288	1,996	1,795	1,933	6.6	6.0	6.4
Pickens County	60,066	59,470	58,324	3,321	2,806	2,596	5.5	4.7	4.5
<b>Santee - Lynchess WIA</b>	<b>96,161</b>	<b>94,633</b>	<b>96,522</b>	<b>7,432</b>	<b>6,279</b>	<b>5,851</b>	<b>7.7</b>	<b>6.6</b>	<b>6.1</b>
Clarendon County	12,718	12,478	12,849	1,190	1,019	971	9.4	8.2	7.6
Kershaw County	30,291	29,943	29,747	1,899	1,546	1,397	6.3	5.2	4.7
Lee County	8,151	7,980	8,295	751	616	626	9.2	7.7	7.5
Sumter County	45,001	44,232	45,631	3,592	3,098	2,857	8.0	7.0	6.3
<b>Trident WIA</b>	<b>318,632</b>	<b>313,121</b>	<b>313,904</b>	<b>15,474</b>	<b>13,427</b>	<b>11,821</b>	<b>4.9</b>	<b>4.3</b>	<b>3.8</b>
Berkeley County	76,974	75,709	75,566	4,215	3,781	3,065	5.5	5.0	4.1
Charleston County	177,981	174,766	175,623	8,117	6,843	6,361	4.6	3.9	3.6
Dorchester County	63,677	62,646	62,715	3,142	2,803	2,395	4.9	4.5	3.8
<b>Upper Savannah WIA</b>	<b>118,790</b>	<b>117,566</b>	<b>119,027</b>	<b>7,980</b>	<b>7,065</b>	<b>7,472</b>	<b>6.7</b>	<b>6.0</b>	<b>6.3</b>
Abbeville County	11,251	11,070	11,496	869	732	880	7.7	6.6	7.7
Edgefield County	11,078	10,989	11,094	693	585	680	6.3	5.3	6.1
Greenwood County	30,663	30,314	31,233	2,135	1,904	2,078	7.0	6.3	6.7
Laurens County	34,834	34,596	34,140	2,190	1,999	2,081	6.3	5.8	6.1
McCormick County	3,508	3,468	3,532	355	327	324	10.1	9.4	9.2
Newberry County	17,959	17,690	18,082	1,229	1,069	954	6.8	6.0	5.3
Saluda County	9,497	9,439	9,450	509	449	475	5.4	4.8	5.0
<b>Upstate WIA</b>	<b>171,936</b>	<b>170,939</b>	<b>168,660</b>	<b>11,684</b>	<b>11,160</b>	<b>9,482</b>	<b>6.8</b>	<b>6.5</b>	<b>5.6</b>
Cherokee County	25,270	25,538	24,908	2,069	2,433	1,710	8.2	9.5	6.9
Spartanburg County	134,983	133,817	132,110	8,381	7,549	6,779	6.2	5.6	5.1
Union County	11,683	11,584	11,642	1,234	1,178	993	10.6	10.2	8.5
<b>Waccamaw WIA</b>	<b>181,047</b>	<b>177,983</b>	<b>177,769</b>	<b>11,122</b>	<b>10,337</b>	<b>8,096</b>	<b>6.1</b>	<b>5.8</b>	<b>4.6</b>
Georgetown County	29,771	29,396	29,556	2,024	1,853	1,588	6.8	6.3	5.4
Horry County	135,796	133,258	132,652	7,622	7,075	5,297	5.6	5.3	4.0
Williamsburg County	15,480	15,329	15,561	1,476	1,409	1,211	9.5	9.2	7.8