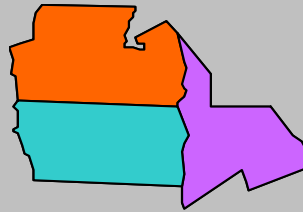


Labor Force Data by Workforce Investment Area November 2007

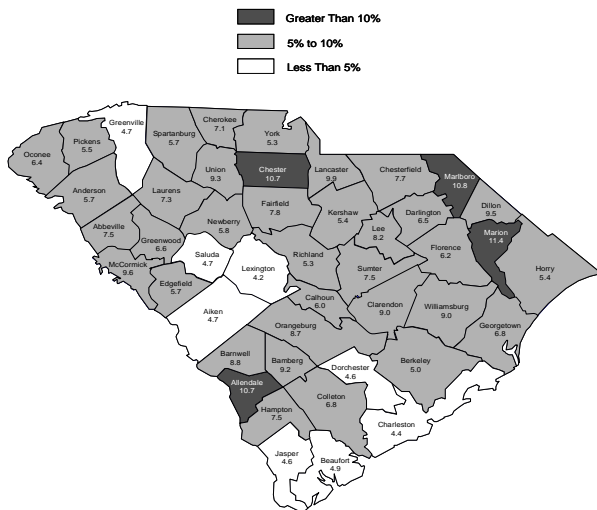


Catawba

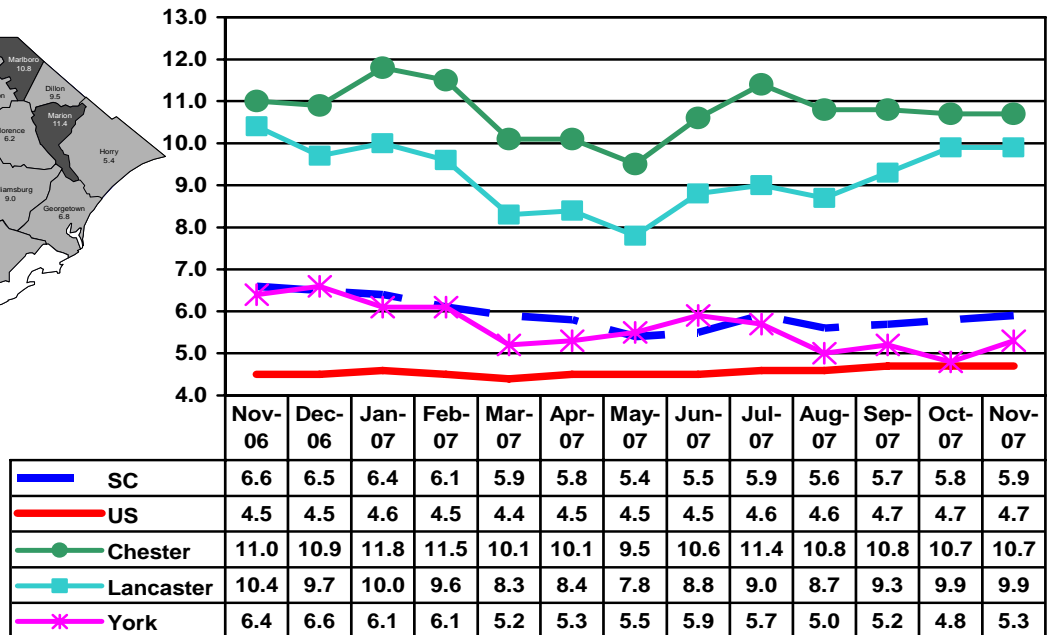
Labor Force Data - November 2007

	Labor Force	Employment	Unemployment	Unemployment Rate
Catawba WIA	150,820	140,480	10,340	6.9
Chester County	16,480	14,710	1,770	10.7
Lancaster County	31,240	28,150	3,090	9.9
York County	103,100	97,620	5,480	5.3

Unemployment in the Catawba WIA increased from 6.5% in October to 6.9% in November. Unemployment in Chester County remained at 10.7% in November. Lancaster County was unchanged at 9.9% in November. York County increased from 4.8% in October to 5.3% in November. The state's unemployment rate increased slightly from 5.8% in October to 5.9% in November.



Unemployment Rates
November 2006 - November 2007



Contact: Stephen Gardner
803-737-2660
South Carolina Employment Security Commission
Labor Market Information/LAUS Unit



WIA Labor Force Data November 2007

	LABOR FORCE			UNEMPLOYMENT			% OF LABOR FORCE		
	Nov 2007	Oct 2007	Nov 2006	Nov 2007	Oct 2007	Nov 2006	Nov 2007	Oct 2007	Nov 2006
Catawba WIA	150,820	150,320	150,680	10,340	9,810	11,620	6.9	6.5	7.7
Chester County	16,480	16,550	16,510	1,770	1,760	1,820	10.7	10.7	11.0
Lancaster County	31,240	31,390	31,410	3,090	3,100	3,250	9.9	9.9	10.4
York County	103,100	102,380	102,760	5,480	4,950	6,550	5.3	4.8	6.4
Greenville WIA	221,490	221,090	219,040	10,430	10,930	11,870	4.7	4.9	5.4
Greenville County	221,490	221,090	219,040	10,430	10,930	11,870	4.7	4.9	5.4
Lowcountry WIA	93,560	94,650	94,630	5,070	5,250	5,320	5.4	5.5	5.6
Beaufort County	59,650	60,370	60,330	2,920	3,080	3,040	4.9	5.1	5.0
Colleton County	16,400	16,590	16,510	1,110	1,130	1,120	6.8	6.8	6.8
Hampton County	7,770	7,840	7,900	590	560	650	7.5	7.2	8.2
Jasper County	9,740	9,850	9,890	450	480	510	4.6	4.8	5.2
Lower Savannah WIA	140,510	140,850	143,200	9,160	9,380	11,690	6.5	6.7	8.2
Aiken County	74,510	74,450	76,010	3,480	3,650	5,060	4.7	4.9	6.7
Allendale County	3,440	3,480	3,530	370	360	430	10.7	10.3	12.1
Bamberg County	6,500	6,520	6,610	600	580	670	9.2	8.8	10.1
Barnwell County	9,060	9,130	9,260	800	800	940	8.8	8.8	10.2
Calhoun County	7,440	7,410	7,460	450	460	530	6.0	6.2	7.1
Orangeburg County	39,560	39,860	40,330	3,460	3,530	4,060	8.7	8.9	10.1
Midlands WIA	327,520	326,150	325,880	16,080	16,570	17,500	4.9	5.1	5.4
Fairfield County	12,040	11,940	12,060	930	900	1,070	7.8	7.6	8.9
Lexington County	134,800	134,310	134,070	5,650	5,930	6,190	4.2	4.4	4.6
Richland County	180,680	179,900	179,750	9,500	9,740	10,240	5.3	5.4	5.7
Pee Dee WIA	152,020	152,070	153,270	11,490	11,500	12,660	7.6	7.6	8.3
Chesterfield County	18,130	18,300	18,520	1,400	1,430	1,710	7.7	7.8	9.2
Darlington County	31,560	31,430	31,770	2,060	2,080	2,370	6.5	6.6	7.4
Dillon County	13,130	13,230	13,210	1,250	1,260	1,240	9.5	9.5	9.4
Florence County	63,370	63,110	63,600	3,910	3,950	4,330	6.2	6.3	6.8
Marion County	13,250	13,380	13,500	1,510	1,470	1,660	11.4	11.0	12.3
Marlboro County	12,580	12,620	12,670	1,360	1,310	1,350	10.8	10.4	10.7
WorkLink WIA	176,910	176,080	176,410	10,200	10,350	11,890	5.8	5.9	6.7
Anderson County	86,750	86,010	86,360	4,960	5,100	5,750	5.7	5.9	6.7
Oconee County	29,870	30,120	30,600	1,910	2,010	2,600	6.4	6.7	8.5
Pickens County	60,290	59,950	59,450	3,330	3,240	3,540	5.5	5.4	6.0
Santee - Lynches WIA	96,700	97,360	98,220	6,890	7,080	7,820	7.1	7.3	8.0
Clarendon County	12,700	12,820	13,000	1,150	1,110	1,290	9.0	8.7	9.9
Kershaw County	30,490	30,500	30,530	1,650	1,840	1,980	5.4	6.0	6.5
Lee County	8,300	8,400	8,520	680	730	850	8.2	8.6	10.0
Sumter County	45,210	45,640	46,170	3,410	3,400	3,700	7.5	7.4	8.0
Trident WIA	312,560	313,360	309,120	14,290	14,840	15,870	4.6	4.7	5.1
Berkeley County	76,080	76,210	75,270	3,780	3,850	4,180	5.0	5.0	5.6
Charleston County	176,440	176,990	174,390	7,760	8,160	8,550	4.4	4.6	4.9
Dorchester County	60,040	60,160	59,460	2,750	2,830	3,140	4.6	4.7	5.3
Upper Savannah WIA	121,540	121,810	121,300	8,070	8,180	9,240	6.6	6.7	7.6
Abbeville County	12,130	12,180	12,300	900	900	1,110	7.5	7.4	9.0
Edgefield County	11,170	11,180	11,410	640	680	890	5.7	6.1	7.8
Greenwood County	31,860	32,110	31,620	2,120	2,150	2,540	6.6	6.7	8.0
Laurens County	35,560	35,420	34,880	2,580	2,580	2,510	7.3	7.3	7.2
McCormick County	3,550	3,550	3,610	340	330	410	9.6	9.3	11.3
Newberry County	17,610	17,730	17,730	1,030	1,060	1,150	5.8	6.0	6.5
Saluda County	9,660	9,640	9,750	460	480	630	4.7	5.0	6.4
Upstate WIA	170,780	170,700	173,800	10,550	10,840	12,110	6.2	6.4	7.0
Cherokee County	24,730	24,780	25,130	1,750	1,720	2,010	7.1	7.0	8.0
Spartanburg County	133,870	133,700	136,180	7,670	8,010	8,750	5.7	6.0	6.4
Union County	12,180	12,220	12,490	1,130	1,110	1,350	9.3	9.1	10.8
Waccamaw WIA	172,580	177,610	175,040	10,230	9,760	10,570	5.9	5.5	6.0
Georgetown County	28,200	28,590	28,640	1,910	1,810	2,060	6.8	6.3	7.2
Horry County	128,990	133,500	130,780	6,940	6,630	7,010	5.4	5.0	5.4
Williamsburg County	15,390	15,520	15,620	1,380	1,320	1,500	9.0	8.5	9.6