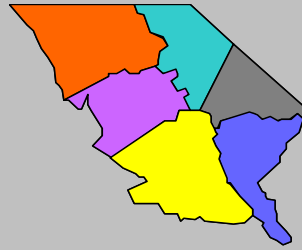


# Labor Force Data by Workforce Investment Area

## November 2007

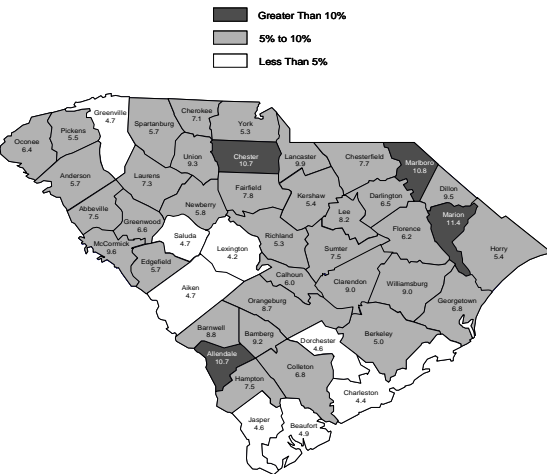


**Pee Dee**

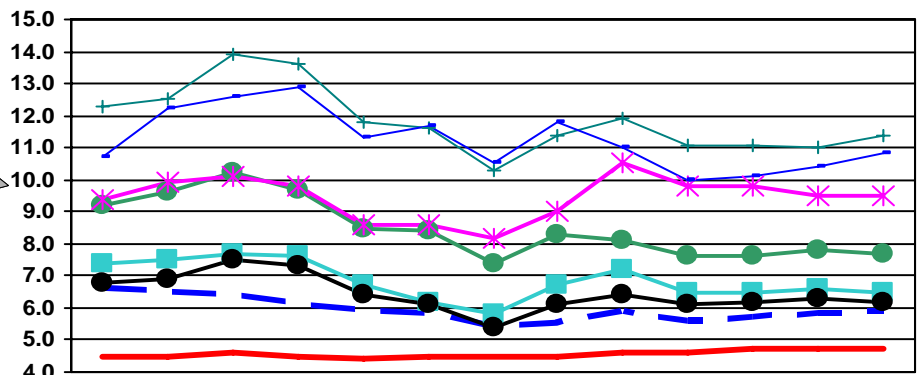
### Labor Force Data - November 2007

	Labor Force	Employment	Unemployment	Unemployment Rate
<b>Pee Dee WIA</b>	<b>152,020</b>	<b>140,530</b>	<b>11,490</b>	<b>7.6</b>
Chesterfield County	18,130	16,730	1,400	7.7
Darlington County	31,560	29,500	2,060	6.5
Dillon County	13,130	11,880	1,250	9.5
Florence County	63,370	59,460	3,910	6.2
Marion County	13,250	11,740	1,510	11.4
Marlboro County	12,580	11,220	1,360	10.8

The unemployment rate in the Pee Dee remained at 7.6% in November. Florence County enjoyed the lowest rate in the area by posting 6.2%. The state's unemployment rate increased slightly from 5.8% in October to 5.9% in November.



**Unemployment Rates**  
November 2006 - November 2007



	Nov-06	Dec-06	Jan-07	Feb-07	Mar-07	Apr-07	May-07	Jun-07	Jul-07	Aug-07	Sep-07	Oct-07	Nov-07
SC	6.6	6.5	6.4	6.1	5.9	5.8	5.4	5.5	5.9	5.6	5.7	5.8	5.9
US	4.5	4.5	4.6	4.5	4.4	4.5	4.5	4.5	4.6	4.6	4.7	4.7	4.7
Chesterfield	9.2	9.6	10.2	9.7	8.5	8.4	7.4	8.3	8.1	7.6	7.6	7.8	7.7
Darlington	7.4	7.5	7.7	7.6	6.7	6.2	5.8	6.7	7.2	6.5	6.5	6.6	6.5
Dillon	9.4	9.9	10.1	9.8	8.6	8.6	8.2	9.0	10.5	9.8	9.8	9.5	9.5
Florence	6.8	6.9	7.5	7.3	6.4	6.1	5.4	6.1	6.4	6.1	6.2	6.3	6.2
Marion	12.3	12.5	13.9	13.6	11.8	11.6	10.3	11.4	11.9	11.1	11.1	11.0	11.4
Marlboro	10.7	12.2	12.6	12.9	11.3	11.7	10.5	11.8	11.0	10.0	10.1	10.4	10.8



Contact: Stephen Gardner  
803-737-2660  
South Carolina Employment Security Commission  
Labor Market Information/LAUS Unit



**WIA Labor Force Data November 2007**

	LABOR FORCE			UNEMPLOYMENT			% OF LABOR FORCE		
	Nov 2007	Oct 2007	Nov 2006	Nov 2007	Oct 2007	Nov 2006	Nov 2007	Oct 2007	Nov 2006
<b>Catawba WIA</b>	<b>150,820</b>	<b>150,320</b>	<b>150,680</b>	<b>10,340</b>	<b>9,810</b>	<b>11,620</b>	<b>6.9</b>	<b>6.5</b>	<b>7.7</b>
Chester County	16,480	16,550	16,510	1,770	1,760	1,820	10.7	10.7	11.0
Lancaster County	31,240	31,390	31,410	3,090	3,100	3,250	9.9	9.9	10.4
York County	103,100	102,380	102,760	5,480	4,950	6,550	5.3	4.8	6.4
<b>Greenville WIA</b>	<b>221,490</b>	<b>221,090</b>	<b>219,040</b>	<b>10,430</b>	<b>10,930</b>	<b>11,870</b>	<b>4.7</b>	<b>4.9</b>	<b>5.4</b>
Greenville County	221,490	221,090	219,040	10,430	10,930	11,870	4.7	4.9	5.4
<b>Lowcountry WIA</b>	<b>93,560</b>	<b>94,650</b>	<b>94,630</b>	<b>5,070</b>	<b>5,250</b>	<b>5,320</b>	<b>5.4</b>	<b>5.5</b>	<b>5.6</b>
Beaufort County	59,650	60,370	60,330	2,920	3,080	3,040	4.9	5.1	5.0
Colleton County	16,400	16,590	16,510	1,110	1,130	1,120	6.8	6.8	6.8
Hampton County	7,770	7,840	7,900	590	560	650	7.5	7.2	8.2
Jasper County	9,740	9,850	9,890	450	480	510	4.6	4.8	5.2
<b>Lower Savannah WIA</b>	<b>140,510</b>	<b>140,850</b>	<b>143,200</b>	<b>9,160</b>	<b>9,380</b>	<b>11,690</b>	<b>6.5</b>	<b>6.7</b>	<b>8.2</b>
Aiken County	74,510	74,450	76,010	3,480	3,650	5,060	4.7	4.9	6.7
Allendale County	3,440	3,480	3,530	370	360	430	10.7	10.3	12.1
Bamberg County	6,500	6,520	6,610	600	580	670	9.2	8.8	10.1
Barnwell County	9,060	9,130	9,260	800	800	940	8.8	8.8	10.2
Calhoun County	7,440	7,410	7,460	450	460	530	6.0	6.2	7.1
Orangeburg County	39,560	39,860	40,330	3,460	3,530	4,060	8.7	8.9	10.1
<b>Midlands WIA</b>	<b>327,520</b>	<b>326,150</b>	<b>325,880</b>	<b>16,080</b>	<b>16,570</b>	<b>17,500</b>	<b>4.9</b>	<b>5.1</b>	<b>5.4</b>
Fairfield County	12,040	11,940	12,060	930	900	1,070	7.8	7.6	8.9
Lexington County	134,800	134,310	134,070	5,650	5,930	6,190	4.2	4.4	4.6
Richland County	180,680	179,900	179,750	9,500	9,740	10,240	5.3	5.4	5.7
<b>Pee Dee WIA</b>	<b>152,020</b>	<b>152,070</b>	<b>153,270</b>	<b>11,490</b>	<b>11,500</b>	<b>12,660</b>	<b>7.6</b>	<b>7.6</b>	<b>8.3</b>
Chesterfield County	18,130	18,300	18,520	1,400	1,430	1,710	7.7	7.8	9.2
Darlington County	31,560	31,430	31,770	2,060	2,080	2,370	6.5	6.6	7.4
Dillon County	13,130	13,230	13,210	1,250	1,260	1,240	9.5	9.5	9.4
Florence County	63,370	63,110	63,600	3,910	3,950	4,330	6.2	6.3	6.8
Marion County	13,250	13,380	13,500	1,510	1,470	1,660	11.4	11.0	12.3
Marlboro County	12,580	12,620	12,670	1,360	1,310	1,350	10.8	10.4	10.7
<b>WorkLink WIA</b>	<b>176,910</b>	<b>176,080</b>	<b>176,410</b>	<b>10,200</b>	<b>10,350</b>	<b>11,890</b>	<b>5.8</b>	<b>5.9</b>	<b>6.7</b>
Anderson County	86,750	86,010	86,360	4,960	5,100	5,750	5.7	5.9	6.7
Oconee County	29,870	30,120	30,600	1,910	2,010	2,600	6.4	6.7	8.5
Pickens County	60,290	59,950	59,450	3,330	3,240	3,540	5.5	5.4	6.0
<b>Santee - Lynches WIA</b>	<b>96,700</b>	<b>97,360</b>	<b>98,220</b>	<b>6,890</b>	<b>7,080</b>	<b>7,820</b>	<b>7.1</b>	<b>7.3</b>	<b>8.0</b>
Clarendon County	12,700	12,820	13,000	1,150	1,110	1,290	9.0	8.7	9.9
Kershaw County	30,490	30,500	30,530	1,650	1,840	1,980	5.4	6.0	6.5
Lee County	8,300	8,400	8,520	680	730	850	8.2	8.6	10.0
Sumter County	45,210	45,640	46,170	3,410	3,400	3,700	7.5	7.4	8.0
<b>Trident WIA</b>	<b>312,560</b>	<b>313,360</b>	<b>309,120</b>	<b>14,290</b>	<b>14,840</b>	<b>15,870</b>	<b>4.6</b>	<b>4.7</b>	<b>5.1</b>
Berkeley County	76,080	76,210	75,270	3,780	3,850	4,180	5.0	5.0	5.6
Charleston County	176,440	176,990	174,390	7,760	8,160	8,550	4.4	4.6	4.9
Dorchester County	60,040	60,160	59,460	2,750	2,830	3,140	4.6	4.7	5.3
<b>Upper Savannah WIA</b>	<b>121,540</b>	<b>121,810</b>	<b>121,300</b>	<b>8,070</b>	<b>8,180</b>	<b>9,240</b>	<b>6.6</b>	<b>6.7</b>	<b>7.6</b>
Abbeville County	12,130	12,180	12,300	900	900	1,110	7.5	7.4	9.0
Edgefield County	11,170	11,180	11,410	640	680	890	5.7	6.1	7.8
Greenwood County	31,860	32,110	31,620	2,120	2,150	2,540	6.6	6.7	8.0
Laurens County	35,560	35,420	34,880	2,580	2,580	2,510	7.3	7.3	7.2
McCormick County	3,550	3,550	3,610	340	330	410	9.6	9.3	11.3
Newberry County	17,610	17,730	17,730	1,030	1,060	1,150	5.8	6.0	6.5
Saluda County	9,660	9,640	9,750	460	480	630	4.7	5.0	6.4
<b>Upstate WIA</b>	<b>170,780</b>	<b>170,700</b>	<b>173,800</b>	<b>10,550</b>	<b>10,840</b>	<b>12,110</b>	<b>6.2</b>	<b>6.4</b>	<b>7.0</b>
Cherokee County	24,730	24,780	25,130	1,750	1,720	2,010	7.1	7.0	8.0
Spartanburg County	133,870	133,700	136,180	7,670	8,010	8,750	5.7	6.0	6.4
Union County	12,180	12,220	12,490	1,130	1,110	1,350	9.3	9.1	10.8
<b>Waccamaw WIA</b>	<b>172,580</b>	<b>177,610</b>	<b>175,040</b>	<b>10,230</b>	<b>9,760</b>	<b>10,570</b>	<b>5.9</b>	<b>5.5</b>	<b>6.0</b>
Georgetown County	28,200	28,590	28,640	1,910	1,810	2,060	6.8	6.3	7.2
Horry County	128,990	133,500	130,780	6,940	6,630	7,010	5.4	5.0	5.4
Williamsburg County	15,390	15,520	15,620	1,380	1,320	1,500	9.0	8.5	9.6