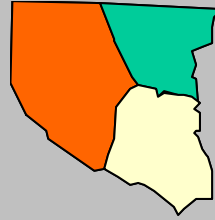


# Labor Force Data by Workforce Investment Area

## October 2007

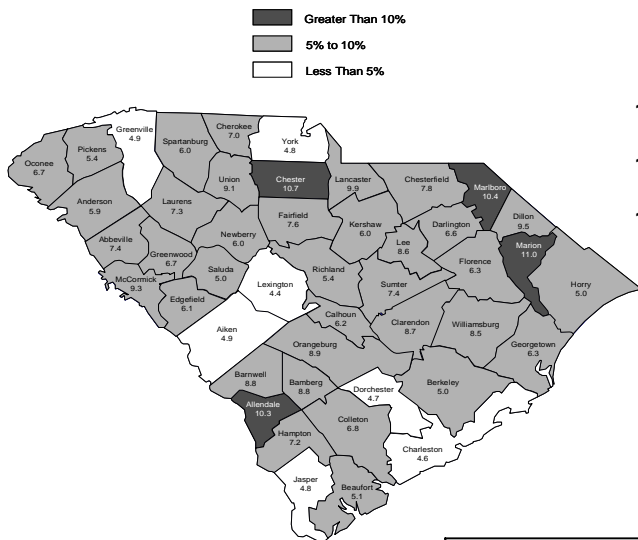


Upstate

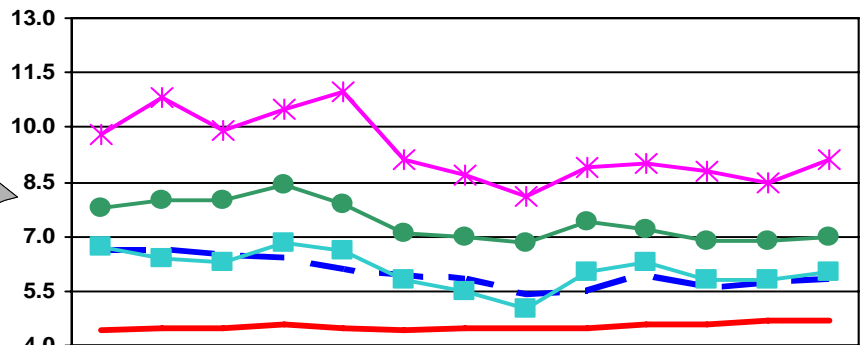
### Labor Force Data - October 2007

	Labor Force	Employment	Unemployment	Unemployment Rate
<b>Upstate WIA</b>	<b>170,700</b>	<b>159,860</b>	<b>10,840</b>	<b>6.4</b>
<b>Cherokee County</b>	<b>24,780</b>	<b>23,060</b>	<b>1,720</b>	<b>7.0</b>
<b>Spartanburg County</b>	<b>133,700</b>	<b>125,690</b>	<b>8,010</b>	<b>6.0</b>
<b>Union County</b>	<b>12,220</b>	<b>11,110</b>	<b>1,110</b>	<b>9.1</b>

Unemployment in the Upstate WIA increased from 6.2% in September to 6.4% in October. Cherokee County rose slightly from 6.9% in September to 7.0% in October. Spartanburg increased from 5.8% in September to 6.0% in October. Union County increased from 8.5% in September to 9.1% in October.



Unemployment Rates  
October 2006 - October 2007



	Oct-06	Nov-06	Dec-06	Jan-07	Feb-07	Mar-07	Apr-07	May-07	Jun-07	Jul-07	Aug-07	Sep-07	Oct-07
SC	6.6	6.6	6.5	6.4	6.1	5.9	5.8	5.4	5.5	5.9	5.6	5.7	5.8
US	4.4	4.5	4.5	4.6	4.5	4.4	4.5	4.5	4.5	4.6	4.6	4.7	4.7
Cherokee	7.8	8.0	8.0	8.4	7.9	7.1	7.0	6.8	7.4	7.2	6.9	6.9	7.0
Spartanburg	6.7	6.4	6.3	6.8	6.6	5.8	5.5	5.0	6.0	6.3	5.8	5.8	6.0
Union	9.8	10.8	9.9	10.5	11.0	9.1	8.7	8.1	8.9	9.0	8.8	8.5	9.1



Contact: Stephen Gardner  
803-737-2660  
South Carolina Employment Security Commission  
Labor Market Information/LAUS Unit



**WIA Labor Force Data October 2007**

	LABOR FORCE			UNEMPLOYMENT			% OF LABOR FORCE		
	Oct 2007	Sept 2007	Oct 2006	Oct 2007	Sept 2007	Oct 2006	Oct 2007	Sept 2007	Oct 2006
<b>Catawba WIA</b>	<b>150,320</b>	<b>151,080</b>	<b>149,200</b>	<b>9,810</b>	<b>10,070</b>	<b>9,990</b>	<b>6.5</b>	<b>6.7</b>	<b>6.7</b>
Chester County	16,550	16,600	16,400	1,760	1,790	1,630	10.7	10.8	9.9
Lancaster County	31,390	31,230	31,240	3,100	2,890	2,940	9.9	9.3	9.4
York County	102,380	103,250	101,560	4,950	5,390	5,420	4.8	5.2	5.3
<b>Greenville WIA</b>	<b>221,090</b>	<b>221,150</b>	<b>219,170</b>	<b>10,930</b>	<b>10,870</b>	<b>12,120</b>	<b>4.9</b>	<b>4.9</b>	<b>5.5</b>
Greenville County	221,090	221,150	219,170	10,930	10,870	12,120	4.9	4.9	5.5
<b>Lowcountry WIA</b>	<b>94,650</b>	<b>94,540</b>	<b>95,680</b>	<b>5,250</b>	<b>5,120</b>	<b>5,570</b>	<b>5.5</b>	<b>5.4</b>	<b>5.8</b>
Beaufort County	60,370	60,270	61,060	3,080	2,980	3,250	5.1	4.9	5.3
Colleton County	16,590	16,570	16,680	1,130	1,090	1,160	6.8	6.6	6.9
Hampton County	7,840	7,830	7,930	560	550	610	7.2	7.1	7.7
Jasper County	9,850	9,870	10,010	480	500	550	4.8	5.0	5.4
<b>Lower Savannah WIA</b>	<b>140,850</b>	<b>141,810</b>	<b>143,850</b>	<b>9,380</b>	<b>10,010</b>	<b>11,880</b>	<b>6.7</b>	<b>7.1</b>	<b>8.3</b>
Aiken County	74,450	74,800	75,990	3,650	3,780	4,990	4.9	5.0	6.6
Allendale County	3,480	3,470	3,570	360	360	430	10.3	10.3	12.1
Bamberg County	6,520	6,580	6,720	580	610	730	8.8	9.2	10.8
Barnwell County	9,130	9,180	9,520	800	840	1,140	8.8	9.2	12.0
Calhoun County	7,410	7,430	7,480	460	510	560	6.2	6.8	7.4
Orangeburg County	39,860	40,350	40,570	3,530	3,910	4,030	8.9	9.7	9.9
<b>Midlands WIA</b>	<b>326,150</b>	<b>324,790</b>	<b>326,420</b>	<b>16,570</b>	<b>16,650</b>	<b>17,950</b>	<b>5.1</b>	<b>5.1</b>	<b>5.5</b>
Fairfield County	11,940	11,920	12,030	900	940	1,030	7.6	7.9	8.6
Lexington County	134,310	133,670	134,340	5,930	5,890	6,420	4.4	4.4	4.8
Richland County	179,900	179,200	180,050	9,740	9,820	10,500	5.4	5.5	5.8
<b>Pee Dee WIA</b>	<b>152,070</b>	<b>153,250</b>	<b>153,240</b>	<b>11,500</b>	<b>11,480</b>	<b>12,640</b>	<b>7.6</b>	<b>7.5</b>	<b>8.2</b>
Chesterfield County	18,300	18,290	18,640	1,430	1,380	1,720	7.8	7.6	9.2
Darlington County	31,430	31,780	31,660	2,080	2,080	2,390	6.6	6.5	7.5
Dillon County	13,230	13,350	13,270	1,260	1,310	1,210	9.5	9.8	9.1
Florence County	63,110	63,840	63,390	3,950	3,960	4,370	6.3	6.2	6.9
Marion County	13,380	13,420	13,510	1,470	1,490	1,590	11.0	11.1	11.8
Marlboro County	12,620	12,570	12,770	1,310	1,260	1,360	10.4	10.1	10.7
<b>WorkLink WIA</b>	<b>176,080</b>	<b>175,940</b>	<b>177,100</b>	<b>10,350</b>	<b>10,250</b>	<b>11,950</b>	<b>5.9</b>	<b>5.8</b>	<b>6.7</b>
Anderson County	86,010	85,920	86,880	5,100	5,090	5,790	5.9	5.9	6.7
Oconee County	30,120	30,170	30,840	2,010	2,050	2,650	6.7	6.8	8.6
Pickens County	59,950	59,850	59,380	3,240	3,110	3,510	5.4	5.2	5.9
<b>Santee - Lynches WIA</b>	<b>97,360</b>	<b>97,070</b>	<b>98,420</b>	<b>7,080</b>	<b>6,690</b>	<b>7,600</b>	<b>7.3</b>	<b>6.9</b>	<b>7.7</b>
Clarendon County	12,820	12,830	13,030	1,110	1,100	1,220	8.7	8.6	9.4
Kershaw County	30,500	30,200	30,540	1,840	1,670	1,980	6.0	5.5	6.5
Lee County	8,400	8,370	8,500	730	670	800	8.6	7.9	9.4
Sumter County	45,640	45,670	46,350	3,400	3,250	3,600	7.4	7.1	7.8
<b>Trident WIA</b>	<b>313,360</b>	<b>314,480</b>	<b>310,870</b>	<b>14,840</b>	<b>14,850</b>	<b>16,480</b>	<b>4.7</b>	<b>4.7</b>	<b>5.3</b>
Berkeley County	76,210	76,530	75,630	3,850	3,900	4,270	5.0	5.1	5.7
Charleston County	176,990	177,570	175,520	8,160	8,120	9,030	4.6	4.6	5.1
Dorchester County	60,160	60,380	59,720	2,830	2,830	3,180	4.7	4.7	5.3
<b>Upper Savannah WIA</b>	<b>121,810</b>	<b>121,940</b>	<b>121,660</b>	<b>8,180</b>	<b>8,310</b>	<b>9,130</b>	<b>6.7</b>	<b>6.8</b>	<b>7.5</b>
Abbeville County	12,180	12,180	12,350	900	900	1,070	7.4	7.3	8.6
Edgefield County	11,180	11,210	11,380	680	680	850	6.1	6.1	7.5
Greenwood County	32,110	32,150	31,810	2,150	2,180	2,490	6.7	6.8	7.8
Laurens County	35,420	35,500	34,890	2,580	2,650	2,540	7.3	7.5	7.3
McCormick County	3,550	3,570	3,620	330	330	390	9.3	9.3	10.8
Newberry County	17,730	17,720	17,870	1,060	1,070	1,170	6.0	6.0	6.5
Saluda County	9,640	9,610	9,740	480	500	620	5.0	5.2	6.3
<b>Upstate WIA</b>	<b>170,700</b>	<b>170,200</b>	<b>174,300</b>	<b>10,840</b>	<b>10,470</b>	<b>12,270</b>	<b>6.4</b>	<b>6.2</b>	<b>7.0</b>
Cherokee County	24,780	24,780	25,230	1,720	1,710	1,960	7.0	6.9	7.8
Spartanburg County	133,700	133,280	136,640	8,010	7,720	9,090	6.0	5.8	6.7
Union County	12,220	12,140	12,430	1,110	1,040	1,220	9.1	8.5	9.8
<b>Waccamaw WIA</b>	<b>177,610</b>	<b>178,430</b>	<b>175,710</b>	<b>9,760</b>	<b>9,290</b>	<b>10,150</b>	<b>5.5</b>	<b>5.2</b>	<b>5.8</b>
Georgetown County	28,590	28,570	28,750	1,810	1,760	1,940	6.3	6.2	6.7
Horry County	133,500	134,320	131,320	6,630	6,220	6,800	5.0	4.6	5.2
Williamsburg County	15,520	15,540	15,640	1,320	1,310	1,410	8.5	8.5	9.0